


॥ जेवो इगो ह्यपारपवेटर ॥



ADICHUNCHANAGIRI UNIVERSITY

**Adichunchanagiri
Institute of Medical Sciences**


AIMS PANORAMA

**Reflections of AIMS Newsletters - 2020
Vol-10, Issue - 2**



॥ Jai Sri Gurudev ॥

SRI ADICHUNCHANAGIRI UNIVERSITY



ADICHUNCHANAGIRI

INSTITUTE OF MEDICAL SCIENCES

B G NAGARA – 571448



Email: aims@bgsaims.edu.in Web: www.bgsaims.edu.in



॥ ಜೈ ಶ್ರೀ ಗುರುದೇವ್ ॥



ಶ್ರೀ ಆದಿಚುಂಚನಗಿರಿ ಮಹಾಸಂಸ್ಥಾನ ಮಠ Sri Adichunchanagiri Mahasamsthana Math

ಶ್ರೀ ಆದಿಚುಂಚನಗಿರಿ ಕ್ಷೇತ್ರ - 571811, ನಾಗಮಂಗಲ ತಾಲ್ಲೂಕು, ಮಂಡ್ಯ ಜಿಲ್ಲೆ
Sri Adichunchanagiri Kshetra 571811, Nagamangala Taluk, Mandya Dist.

REF: SACM / Message / 31 / 2021

Date:01.03.2021

MESSAGE

||Jai Sri Gurudev||

'Doctor' is a word, when heard by anyone can immediately develop respect in the heart. It is the noblest profession in all the professions available throughout the world. Being a doctor is having the responsibilities more, than the privilege. Doctor is considered as a highly responsible person because he can save a life of human being, when the patient is in critical condition.

Medical profession is considered as a noble profession and the doctors have been always compared and equated next to God. The word 'noble' means that a doctor should have qualities like compassion, caring, giving, sharing, concern, helping, etc. A doctor is supposed to treat a person irrespective of caste, creed, religion, financial status, or social status. His sole concern is and should be to remove the miseries of the suffering patients.

Adichunchanagiri Institute of Medical Sciences, BG Nagara, Mandya, Karnataka has been in the forefront of providing professional medical education in the rural part of the country for the last three decades. I am proud to express that our Institution is releasing "PANORAMA – A Compendium of Departmental Newsletters" document which comprises of all activities of Faculty and Students for the academic year 2021.

Let us have faith in ourselves and work sincerely, not leaving everything to fate. I beseech the divine blessings of Lord Kalabhyraveshwara Swamy and His Holiness Jagadguru Padmabhushan Sri Sri Sri Dr. Balagangadharanatha Mahaswamiji to all.....

Yours in the Service of the Lord,
(Sri Dr. Nirmalanandanatha Swamiji)

FOREWORD

Adichunchanagiri Institute of Medical Sciences was established under the aegis's of sri sri sri Dr. Balagangadharanatha mahaswamiji with the purpose of providing proper medical care to the rural population in and around Bellur.

*From Last 35 years it has transformed from a rural college to a vibrant, state of the art academic and cultural hub and is now under the patronship of Sri Sri Sri Dr.Nirmalanandanatha Mahaswamiji. All the departments of our college are actively involved in both academic and research activities. Every department has its own newsletter which is published twice a year. To summarize the achievements of the faculty and the post graduate, our college has launched **“AIMS PANORAMA” 2021 (Reflection of Aims Newsletters)**. from the previous ten years.*

This magazine highlights the curricular and extracurricular activities of various departments with the growing emphasis on research in the field of medicine, It is important to be on the forefront of medical education by publishing genuine research articles and the institution is on the forefront in that direction.

I wish that all of us thrive hard to achieve excellence and reach greater heights in the years to come.



Dr. M.G. Shivaramu
Principal, AIMS
Dean, Health Sciences (Medical),
ACU

CONTENT

Sl. No	Name of the department	Name of the news letter
01	Department of Anatomy	Anatomica -AIMS
02	Department of physiology	Physiovaarthe
03	Department of Bio chemistry	Biomed
04	Department of Pharmacology	PharmacoLOGIC
05	Department of Pathology	Patho - Insight
06	Department of Microbiology	MICRO BULLETIN
07	Department of Forensic medicine	FORUM
08	Department of Community Medicine	Cohort
09	Department of Medicine	AIMS – MED PULSE
10	Department of Paediatrics	MILESTONES
11	Department of Dermatology	InfoDerma
12	Department of Psychiatry	Let the Minds talk
13	Department of E.N.T	DHWANI
14	Department of Ophthalmology	OPTHO - VISION
15	Department of Anaesthesiology	ANODYNE
16	Department of OBG	JANANI - Mother is living god
17	Department of Dentistry	32 pearls
18	Department of surgery	Sushruthavani
19	Department of Orthopaedics	ORTHO VISION
20	Department of Radiology	Imaging the world

-: Editorial Board:-

Chief Editor	:	Prof. M.G. Shivaramu Principal, AIMS Dean, Health Sciences (Medical) ACU
Co-editor	:	Dr. M.G. Abhishek Prof. Dept. of Pathology
Members	:	Dr. Manu. G Dr. Padmanabh. T. S



Chief Patron

Paramapoojya Jagadguru

Sri Sri Sri

Dr. Nirmalanandanatha

Mahaswamiji

Advisor

Dr. M G Shivaramu

Dean of health sciences, ACU

Principal, AIMS

Chief Editor

Dr. Sharada B Menasinkai

Professor and HOD

Editorial Board

Dr. Tejaswi H L

Dr. Asharani S K

Dr. Thejeshwari H G

Dr. Ajay N

Dr. Savitha V

Dr. Pooja

Anatomica-AIMS

Official Newsletter of Department of Anatomy, AIMS

It brings me great pleasure to present the current issue of our departmental newsletter, "ANATOMICA-AIMS".

During Covid 19 pandemic classes were suspended from 14th March.2020 till end of November. Online theory and practical video demonstration classes were continued till end of NOV 2020 and students reported to college from Dec 1st and practical classes started from 3rd Dec. onwards.

Our faculty have been a part of various webinars and CME organized by within and outside our institution.

World Anatomy day was celebrated on 15th October by organizing online Anatomy Quiz for 1st MBBS students. Our faculty have been resource persons in medical education and scientific research programs. Our faculty actively took part in publication.

Faculty members appeared for Phd entrance examination conducted by ACU.

Faculty members registered and appeared for BCBR courses.

Our sincere thanks to Dean of Health sciences, ACU & Principal, AIMS Dr M G Shivaramu for his constant guidance & support.

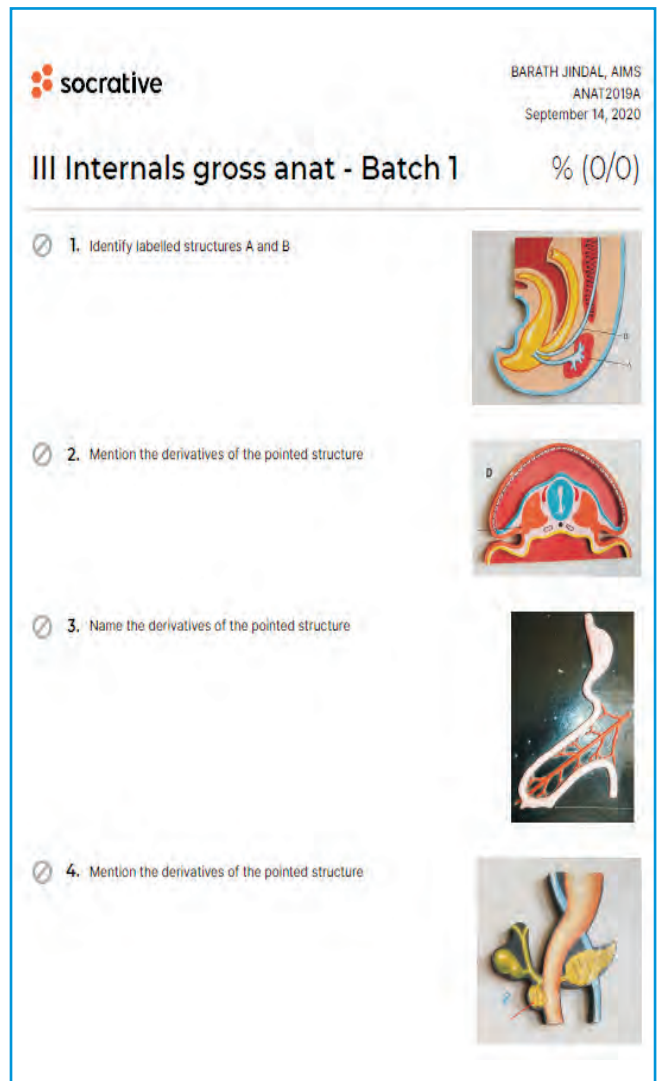
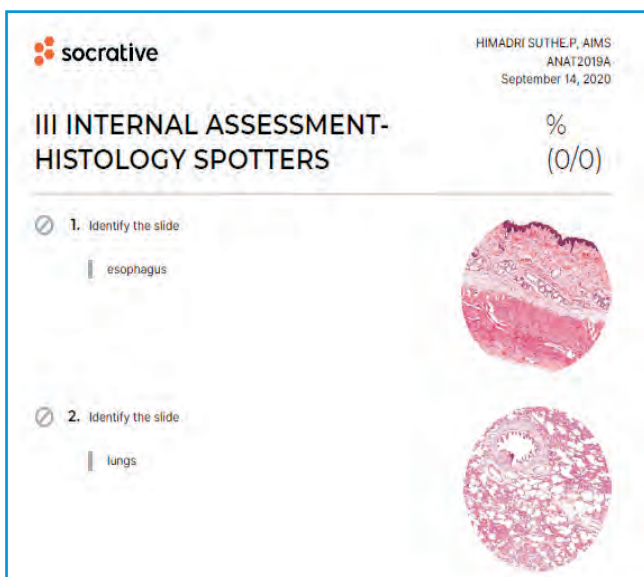
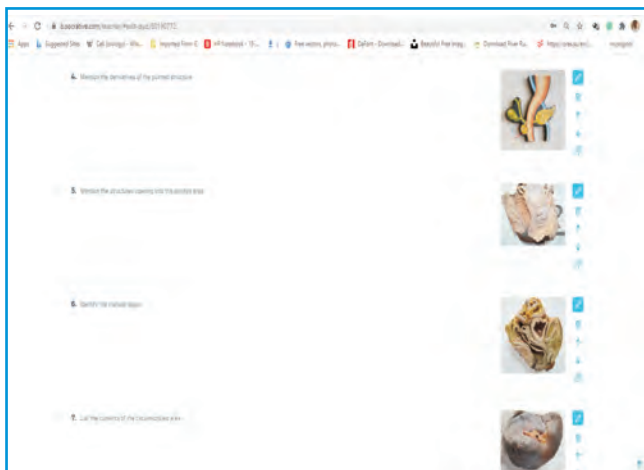
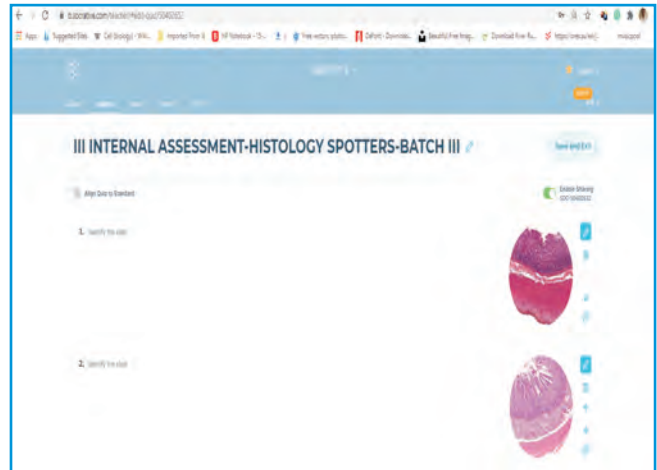
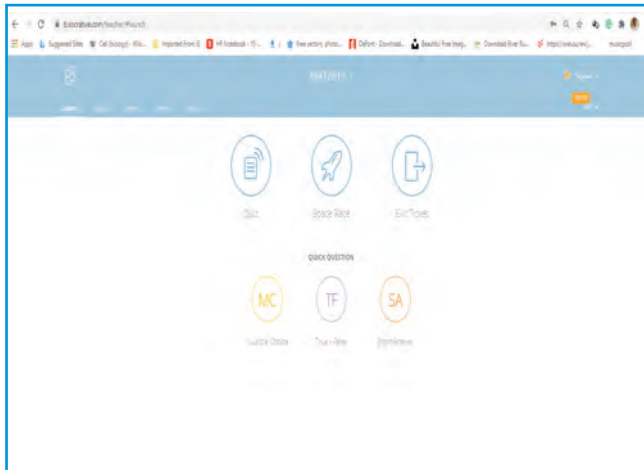
Professor & Head

Our Team



INNOVATIONS IN ASSESSMENT DURING THE PANDEMIC

As the COVID-19 pandemic posed a unique challenge in delivering the CBME curriculum and conducting assessments for our undergraduate students, our faculty adapted to the demanding situation exceptionally. Socrative, an online student response system, was effectively utilized to complete online assessments, share the results with students instantaneously, and provide feedback.



WORKSHOPS AND CONFERENCES ATTENDED BY THE FACULTY

Dr . Asharani S K

1. International e-conference on "Emerging Trends in Research-Emphasis on Basic Medical Sciences" held from 17th to 19th September 2020 at Sri Aarupadai Veedu Medical College, Puducherry..
2. Virtual Symposium on "E Content Development, Delivery and Assessment".held on 23rd to 25th July 2020 at Sri Siddharth Institute of Medical Sciences & Research Centre, T Begur, Bengaluru Rural.
3. 12th National Webinar on "Ten Maxims of Formative Assessment" held on 24th September 2020 at Jawaherlal Institute of Postgraduate Medical Education and Research (JIPMER).
4. Oral presentation- A Study on occurrence of Wormian bones in adult dry skulls in International E – conference on "Emerging Trends in Research- Emphasis on Basic Medical Sciences" held from 17th to 19th Sept 2020at Sri Aarupadai Veedu Medical College, Puducherry..



Dr.Thejeshwari.H.G.

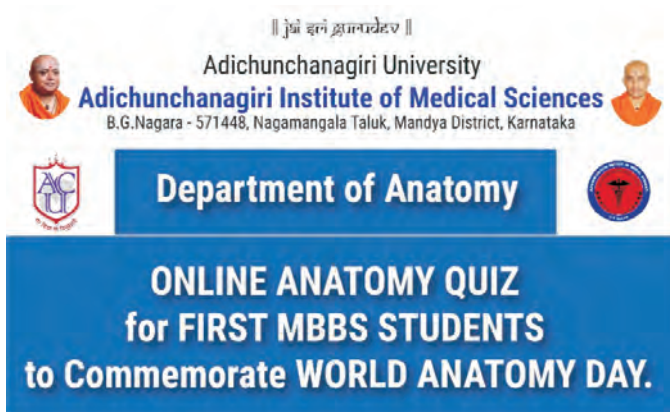
5. Attended workshop of 'CISP 2 ' conducted in AIMS on 27th and 28th August 2020.
6. E.workshop on 'Good clinical practice workshop 'on 14 ,15,16th September 2020 at Adichunchanagiri institute of mrdical sciences
7. Attended e workshop on 'National workshop on Biostatistics and research methodology ' at D.N.D E homeopathic Medical College on 22nd to 26th Sept 2020
8. Attended e webinar on ' Preparing and publishing a scientific manuscript' conducted by National journal of clinical anatomy on 2nd october2020.
9. Attended E Webinar on ' Implementation of CBME curriculum in Anatomy ' conducted in JSS Medical College on 3rd October 2020

Dr.Savitha.V

10. Attended e webinar on ' National educational policy 2020 ' conducted by university centre for healthprofessions education .Sri Devaraja Urs Academy of higher education and research .
11. Attended e webinar conducted by NJCA on 15th October 2020.
12. Attended E Webinar on ' Implementation of CBME curriculum in Anatomy ' conducted in JSS Medical College on 3rd October 2020.

ONLINE ANATOMY QUIZ FOR I MBBS STUDENTS

On the occasion of world anatomy day on October 15th, an online quiz competition was held for I MBBS students. Five winners were awarded with prizes for the best performance. Ms. Rekha won the first prize. Four students were tied in second place.



DATE: 15.10.2020 | Time: 10:15 - 10:45 am



Mr. Rohan Gowda



Ms. Dhanya



Ms. Anusha



**Ms. Rekha S,
Winner of First Prize**



Mr. Yashas

ACADEMIC ACTIVITIES DURING LOCKDOWN PERIOD

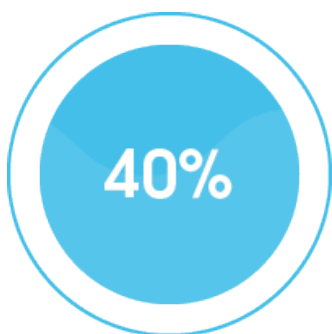
(July – December 2020)



35 online theory classes conducted.



64 Practical Demonstration classes conducted.



Percentage of syllabus covered
from July -December 2020



Number of online formative
assessment conducted.



30 online classes conducted for B.Sc.
Nursing students



One formative assessment
conducted for B.Sc. Nursing students

RESEARCH PUBLICATIONS

Nine research articles published



RESEARCH PUBLICATIONS



Dr Sharada B Menasinkai

1. Chaithra A, M A Chiniwar, Sharada B Menasinkai. A study on maternal factors affecting lowbirth weight babies in Institutional deliveries. IJRCOG Oct 2020, vol 9, issue 10: 4245- 4240..
2. Mallika B, Sharada B Menasinkai. Age related changes in lateral ventricles of Brain in normal individuals by CT method. Indian Journal of Anatomy. July to Sept 2020.vol 9 (3): 185-189.
3. Savitha V, Sharada B Menasinkai. Comparison between Dissection and CT measurements of Thyroid and Cricoid cartilages in adults. Indian J of Anatomy and Research Nov 2020, vol 8(4.1):7761- 65.

Dr Asharani S K

1. Asharani S K. A Study on the occurrence of Wormian bones in adult dry skulls. International J of Anatomy and Research 2020.vol 8 (4.2):7814- 6.
2. Ajay N, Asharani S K,, Tejaswi H L. Knowledge, Attitude and Practice of body donation in medical students: A descriptive study. Scholars International J of

Dr Thejeshwari H G

1. Thejeshwari H G,Prakash K C,Honnegouda T M. A Morphometric study of Bicipital groove in Humerus and it' Clinical importance. Indian J of Anatomy April – Ju2020.vol 9 (2).153-156.
2. Thejeshwari.H.G.Prakash KC,.Honnegowda .The supratrochlear foramen of adult humerus and its clinical importance. Indian journal of anatomy Oct – Dec.2020.Vol 9 (4).

Dr Savitha V.

1. Savitha V, Sunitha R. Sexual Dimorphism with the shape of Hyoid bone. Indian J of Anatomy April – June 2020.vol 9 (3).197- 200.
2. Savitha V, Sharada B Menasinkai. Morphometric study of Thyroid and cricoids cartilages in adults by CT methods. Indian J of Anatomy April – June 2020.vol 9(2):118-122.

RESEARCH GRANTS

1. Dr. Tejaswi H L. Correlation of atherosclerosis of cerebral vasculature with vasa vasorum density: A histology study".
2. Dr. Ajay N. The Impact of Complete Anatomy software applications on I MBBS Students learning outcomes a randomized controlled trial."





॥ ज्ञेयो इहो ब्रह्मपरोक्ष ॥

ADICHUNCHANAGIRI UNIVERSITY

ADICHUNCHANAGIRI INSTITUTE OF MEDICAL SCIENCES

A constituent college of Adichunchanagiri University



Chief Patron :

**Sri Sri Sri Dr.
Nirmalanandanatha
Swamiji**

Advisor :

Dr. M. G. Shivaramu
Principal, A.I.M.S

Chief Editor :

Dr. Sudhir G.K.
Professor & HOD,
Physiology

Assistant Editor :

Dr. Ravi G N.
Assistant Professor

Editorial Board :

**Dr. K.N.
Narasimhaswamy**
Professor

Dr. Anand K. S. S.
Associate Professor

Dr. Malini M.
Assistant Professor

Dr. Jyothi S
Assistant Professor

Dr. Divyashree
Assistant Professor

e-mail :
physiology@bgsaims.edu.in



BI-ANNUAL NEWS LETTER FROM DEPARTMENT OF PHYSIOLOGY

Dear readers,

Greetings from the Department of Physiology and a very Happy New Year 2021. I feel proud to share the activities of the department before you through this Volume 10 (2) of our Newsletter "Physiovaarthé".

As you all know, this Covid-19 pandemic created a tough time for all of us as doctors, teachers, administrators and students in performing our routine duties. However this challenge was taken in the right spirit and we could more than succeed in overcoming the difficult times.

To support this statement, I wish to inform you all that our department saw the highest level of progression at all levels – curricular, co-curricular & extra-curricular.

- ▶ UG Physiology Quiz
- ▶ Kannada Essay writing on the occasion of Kannada Rajyotsava,
- ▶ Webinar Guest lecture on regulation of skeletal muscle tone in memory of Dr. M.S.Rajagopal
- ▶ Webinar Guest lecture on Utility of skills lab for Physiology skill training and assessment.
- ▶ World food day celebration in association with Department of Biochemistry and NSS Unit of AIMS.
- ▶ Faculty paper presentation in international conference (oral & poster).
- ▶ Our faculty won Best poster award in international conference.
- ▶ Faculty completed various online courses & trainings (BCBR, CBME, CISP etc.).
- ▶ Highest number of scientific sessions attended by our faculty in the form of Webinars, Workshops, CME & Conferences.

I congratulate our students and faculty for their active participation and accolades won in various curricular & co-curricular activities.

On behalf of the entire department, I thank our beloved Principal Dr. M.G. Shivaramu for the constant support and motivation provided for the successful conduction of all these events as a mark of progression of the department and its faculty and students.

I extend my sincere thanks to all my staff members for the support and cooperation extended in the smooth running of the departmental activities.



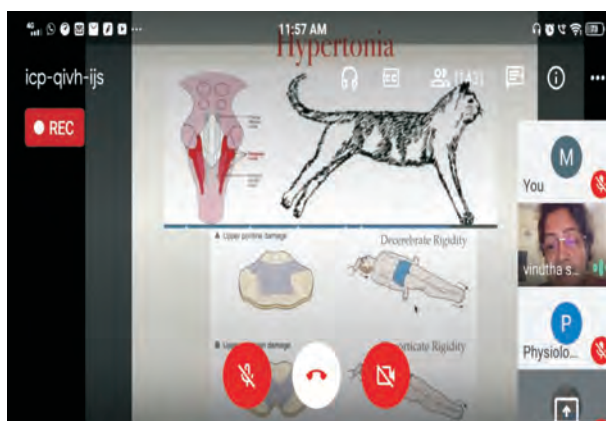

Professor and Head

Dr.M.S Rajagopal Memorial Guest Lecture “Regulation of skeletal muscle tone: Understanding the Neurophysiology” 3rd October 2020

An online Guest lecture was organised through Google meet by Department of Physiology, AIMS on the topic “Regulation of skeletal muscle tone: Understanding the Neurophysiology” on 3rd October 2020 in the memory of Dr. M.S.Rajagopal, former Principal & Professor of Physiology.

Guest speaker was Dr. Vinutha Shankar M.S., Professor & Head, Department of Physiology, Sri Devaraj Urs Medical College, Sri Devaraj Urs Academy of Higher Education & Research (A Deemed to be University), Kolar. The Guest lecture was part of Webinar series conducted for the benefit of Undergraduate medical students & faculty through google meet platform from 11:00a.m to 12:00 noon with an intention to facilitate online learning for students.

The resource person began the session by giving pre-test to the students. Speaker began the session by explaining what is skeletal muscle tone, why it is important, abnormal tone in clinical setting. She gave elaborate talk on various concepts like stretch reflex, muscle spindle, alpha & gamma motor neurons, agonist & antagonist muscles, reciprocal innervations. Speaker explained about levels of control of muscle tone in regulation of skeletal muscle tone & abnormal tone with illustrations. She concluded the session by giving post-test in the form of mcqs to the students.





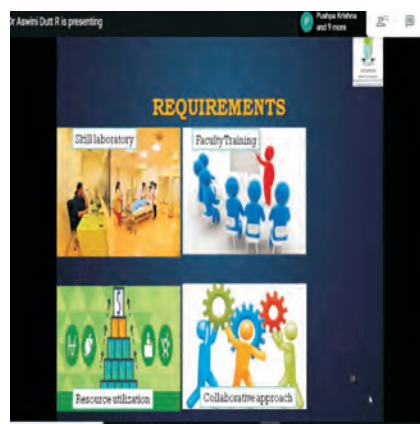
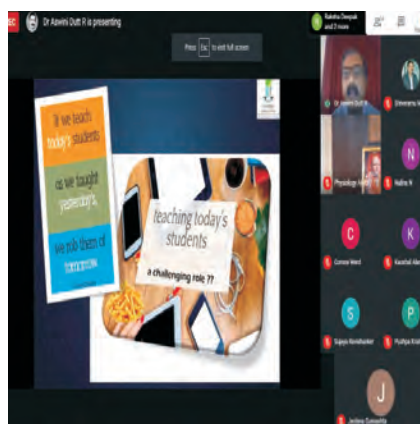
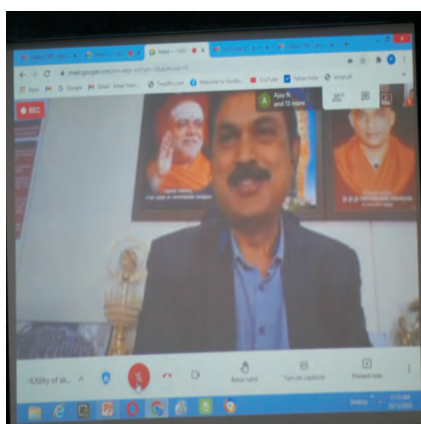
National Webinar Guest Lecture “Utility of skills lab for Physiology skill training & assessment” 29th December 2020

An online Guest lecture was organised by Department of Physiology as a part of webinar series on the topic “**Utility of skills lab for Physiology skill training & assessment**”, for the benefit of faculty & delegates on **29th December 2020 from 11:00 a.m. to 12:00 noon** via Google meet . The guest speaker was **Dr. Aswini Dutt R., M.D.** Associate Dean, Professor and Head, Department of Physiology, Yenepoya Medical college, Mangalore .

140 delegates from Physiology and other specialities across the state and country and faculty from AIMS had registered and participated in the event.

The resource person spoke about challenges in teaching today's students. He also discussed regarding steps in planning of simulation sessions with involvement of all pre clinical departments with assistance from clinical departments. Sir shared the modules of simulation sessions of CVS and RS examination. Finally he highlighted on the positive feedback given by their students about incorporation of simulation modules in physiology teaching and learning.


The scientific programme saw an enthusiastic & active participation by students and was well appreciated by staff & students. The session was concluded by obtaining reflections & feedback from the students



WORLD FOOD DAY - OCTOBER 16th 2020

World Food day is an international day celebrated every year on 16th October to mark the anniversary of establishing of FAO with the theme being zero hunger by 2030 since 1981. It was celebrated at AIMS by Department of **Biochemistry** and **Physiology** in association with AIMS NSS Unit with the **Theme: Grow, Nourish, Sustain Together, Our actions are our future (“Your home, Your garden and Your food”)**

The programme included a Guest lecture by renowned agricultural scientist Dr. C.A. Deepak, M.Sc. (Agri), Ph.D. Scientist (Rice Breeder), Zonal Agricultural Research station VC farm, Mandya, who spoke on the terrace garden, backyard garden and the appropriate use of the fertilizers & water and how to prepare the pesticides at home. The speaker also threw light on Hydroponics and Aquaponics. This was followed by the video presentation on Hydroponics by NSS unit and the video by Dr Asha Rani N, Associate Professor, Dept of Biochemistry on self-made compost and its utilization at kitchen garden. The day was made memorable to all the participants by distributing seeds of various green leafy vegetables by our beloved Principal.





UG Physiology Quiz

The undergraduate Physiology quiz was conducted for 1st MBBS students of batch 2019-20 with the objectives of encouraging the student to look beyond their textual knowledge and to establish a relationship between theory and application of learnt concepts.

The event was conducted in three phases due to the ongoing pandemic. The three phases were Qualifier, Semi-final and Final rounds. The qualifier round was conducted through Google forms and Semi-final and Final rounds were conducted through Google meet platform on 27/7/20, 05/08/20 & 07/08/20 respectively

Students participated enthusiastically in all phases of the quiz and the excitement was maximum for the final round. There was a tough competition among the four teams during the final round. After the completion of final round, top three teams were declared winners- I prize was secured by – Yashas V.S. & – Dheeraj Gowda H.S, II prize was secured by – Deekshitha K. Aiyer & Kshema S. III prize was secured by – Gayatri Brahmandam & – Sangeetha R



I prize -Yashas V.S. & Dheeraj Gowda H.S



II prize- Deekshitha K. Aiyer & Kshema S



III prize- Gayatri Brahmandam & Sangeetha R





KANNADA ESSAY Competition

An online Kannada essay competition was organised through Google meet and Google classroom by Department of Physiology in association with Kannada Balaga of AIMS on the theme 'Positive and Negative Effects of COVID-19 on mankind' for I MBBS students on 20/11/2020 from 11:15 AM to 12:30 PM with an intention to encourage students to read and write in Kannada and also to have knowledge on current health scenario. The students were divided into 30 teams and each team was identified by the name of a Kannada poet. The team members had to select a representative to collect the details before the competition and to write and submit the essay on the day of competition. The students were notified in advance regarding the 8 topics for the essay competition which included Positive and Negative effects of COVID-19 on Academics, Technology, Health and Fitness and Economic status. Each essay consisted of two sections. On the day of competition, a small inaugural ceremony was held through Google meet from 11:15 to 11:30 AM where the team representatives participated on behalf of their team members. The participants were given 60 minutes time for writing and uploading the essay on Google classroom. They were monitored on Google meet by the faculty from Department of Physiology. The entries for the competition were downloaded and sent to Kannada Balaga for valuation and judgement to select the top three entries. The identity of the team and its members were not disclosed to the judges to avoid bias. All the essays were scored by all judges and the average score was taken. Judgement criteria as decided by Kannada Balaga are as follows.



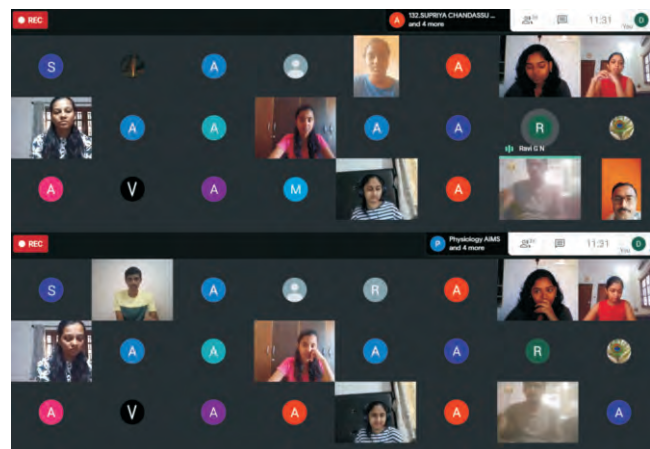
1st Prize
Mr. Nanjegowda



2nd Prize
Miss. Nainisha.S



3rd prize
Miss. Madhushree M.B.






ACADEMIC SECTION Activities of Department - HIGHLIGHTS



Dr. Ravi G N., Assistant Professor attended FDP workshop conducted by SACCP from 27 – 29th November




Dr. Divyashree has been appointed as Assistant Professor in the department of Physiology - A hearty welcome




Dr. Malini M got selected among top 25- E oral presentations & Dr Jyothi S secured third place in “e-poster presentation” in ICONBAP 2020 at Sikkim Manipal institute of medical sciences, SMU, Sikkim

ADICHUNCHANAGIRI UNIVERSITY
ADICHUNCHANAGIRI INSTITUTE OF MEDICAL SCIENCES
B.G. Nagara - 571448, Nagamangala Taluk, Mandya District, Karnataka

Congratulations
ICONBAP2020
6th annual conference & 1st Virtual
INTERNATIONAL CONFERENCE
of Basic & Applied Physiology
5th to 7th October 2020
at Sikkim Manipal Institute of Medical Sciences, SMU, Sikkim.


Dr. Jyothi S
Asst. Professor
Department of Physiology
Secured Third place in
'e-poster presentation'


Dr. Malini M
Asst. Professor
Department of Physiology
got selected among
the top 25 e-oral presentations.

We are very proud to share this accomplishment of our faculty members.

Dr. Jyothi S., Assistant Professor has been inducted as the member of “Kannada Balaga” unit of AIMS



Dr. Anand K S S, Dr Malini M & Dr Jyothi attended CISP-2 conducted by MEU, AIMS from 27th – 28th August 2020





Publications in 2020 (July– December)

1. Malini. M., Ravi GN., Sudhir GK “Evaluating the effectiveness of Physiology lectures by introducing pre and post- test in a medical college”-IJCAP 2020;7(3):316-319
2. Sudhir GK, Adnan Nayazi, Malini M. Effect of Type 2 Diabetes mellitus duration on Pulmonary functions in rural population. IOSR-JDMS, 2020; 19(12): 35-42.
3. Jyothi S, Sujaya B .Assessment of lower limb flexibility in female Bharathanatyam dancers-.Accepted for publication in .International Journal of Clinical & Experimental Physiology

Ongoing projects:(Accepted for ACU Funding)

1. Study of pulmonary function tests (PFT) in the workers of LPG bottling plant, Yedyur. – Under the Guidance of Dr. Ravi G.N.
2. Relationship between ABO blood group and pregnancy complications – Under the Guidance of Dr. Malini M.
3. Assessment of attention span in different phases of menstrual cycle – Under the Guidance of Dr. Jyothi S.

Ongoing Projects (Self funded)

1. Assessment of relation between sleep pattern, waist circumference and glycosylated hemoglobin in healthcare professionals in A.I.M.S., B.G. Nagara – Dr. Sudhir G.K., Miss. Nagarathna K.
2. Relation between anxiety, performance in formative assessments & summative assessment among medical students – Dr. Sudhir G.K.
3. A comparative study of effect of anaemia on pulmonary function tests & cardiovascular parameters in young adult females of Adichunchanagiri University – Dr. Malini M.

Ongoing projects – (ICMR funded)

1. Effect of exercise on ECG in young healthy adults of B.G .Nagara in Mandya district of Karnataka-Student: - Poojadarshini M & Guide - Dr Malini M
2. Influence of acute physical exercise on cognitive performance in healthy young adults of South Indian medical college- A randomized controlled trial - Student: Vindhya N K & Guide - Dr Jyothi S



CME / Guest Lectures Attended / Organized by Faculty

1. Webinar on Geospatial Technologies for better governance (Geotagging) organised by BGSIT –ACU and IQAC – 28th July 2020 – Dr Sudhir, Dr K N Narasimhaswamy, Dr Anand K S S, Dr Ravi, Dr Malini M & Dr Jyothi S
2. Good clinical practice (GCP) training workshop organized by AIMS Institutional Ethics Committee and Department of Pharmacology in association with Indian Society for Clinical Research (ISCR) South chapter from 14th to 16th September 2020- Dr Sudhir, Dr K N Narasimhaswamy, Dr Anand K S S, Dr Ravi, Dr Malini M & Dr Jyothi S
3. Placing the Results in Perspective' of a five webinar series on Essentials of Medical Writing organized by IAMJE in association with Springer Nature on 25th September.-Dr Sudhir & Dr Jyothi.
4. Webinar on National Education Policy organized by UCHPE, SDUAHER, Kolar on 11th November. Dr Sudhir, Dr Ravi & Dr Jyothi S
5. Webinar on Competency Acquisition in Resource Constraint Settings organized by UCHPE, SDUAHER, Kolar on 16th December 2020 – Dr Sudhir
6. Webinar on Neurophysiology of Language and Speech organized by Department of Physiology, SMS Medical College, Rajasthan – 2nd September 2020 - Dr Jyothi S
7. Webinar on Life modification measures organized by Department of Physiology, SMS Medical College, Rajasthan – 24th September 2020- Dr Jyothi S
8. Webinar on Introduction to ISO 9001:2015 and Implementation process organized by IQAC, AIMS – 9th October 2020 - Dr Sudhir, Dr K N Narasimhaswamy, Dr Anand K S S, Dr Ravi G N, Dr Malini M & Dr Jyothi S



9. Webinar on Sensitization program on AIMS - Skill and Simulation Lab organized by AIMS - Skill and Simulation Lab committee; 5th November 2020- Dr Sudhir, Dr K N Narasimhaswamy, Dr Anand K S S, Dr Ravi, Dr Malini M & Dr Jyothi S
10. Webinar on Enhancing the research visibility: Strategies and techniques organised by AIMS Learning resource centre and AIMS IQAC - 17th December 2020.- – Dr Sudhir, Dr K N Narasimhaswamy, Dr Anand K S S, Dr Ravi, Dr Malini M & Dr Jyothi S
11. Webinar on the occasion of International Volunteer Day from YRC unit, AIMS in association with NSS unit, AIMS on Role and Responsibilities of a volunteer - 5th December 2020- Dr Jyothi S
12. National Webinar on “Setting up of Andrology Laboratory in Indian Sciences” conducted by Department of Physiology All India Institute of Medical Sciences Nagpur held on 19th August 2020 – Dr Malini
13. Virtual webinar on “Neurophysiology of Language and Speech” conducted on 22nd September 2020 by the department of Physiology, SMS Medical college, Jaipur, Rajasthan, India - Dr Malini
14. Virtual webinar on “Life Modification Measures” conducted on 24th September 2020 by department of Physiology, SMS medical college, Jaipur, Rajasthan, India - Dr Malini
15. Virtual webinar on “Profiling Autonomic Functions” conducted on 23rd September 2020 by the Department of Physiology, SMS Medical College, Jaipur, Rajasthan, India -Dr Malini
16. International Webinar Series – “Recent Trends In Neuroscience Research” organized by Department of Physiology, KMC Mangalore, MAHE, Manipal, Karnataka, India on 22/10/2020 – 24/10/2020 – Dr Malini



Conference attended by the faculty

1. International Conference on Basic and Applied Physiology (ICONBAP 2020) held from 5th to 7th October 2020 at Sikkim Manipal Institute of Medical Sciences, Sikkim Manipal University, Gangtok, Sikkim – Dr Sudhir, Dr Malini, Dr Jyothi
2. Pre-conference workshop on “Intra-Operative Neurophysiological Monitoring” organized by Department of Physiology , Sikkim Manipal Institute of Medical Sciences, Gangtok, Sikkim – Dr Sudhir, Dr Malini & Dr Jyothi
3. Virtual National Conference on Challenges in Implementation of CBME organized by Medical Education Department, Sri Ramachandra Medical College, Chennai on 6th & 7th November.- Dr Sudhir G.K.

Oral / Posters presented in State/National/International conferences by the faculty

1. Dr Sudhir G K- presented an e-oral presentation in the 6th & 1st Virtual International conference of Basic and Applied Physiology on 5-7 October, held at Sikkim Manipal Institute of Medical Sciences, Sikkim.
2. Dr Malini M- presented an e-oral presentation in the 6th & 1st Virtual International conference of Basic and Applied Physiology on 5-7 October, held at Sikkim Manipal Institute of Medical Sciences, Sikkim.
3. Dr Jyothi S- presented an e- poster in the 6th & 1st Virtual International conference of Basic and Applied Physiology on 5-7 October, held at Sikkim Manipal Institute of Medical Sciences, Sikkim.



Faculty as a resource person in various events :

1. Orientation programme for MD/MS students of Batch 2020, delivered a talk on Medical Ethics on 8th September.
2. Induction programme for newly appointed teaching faculty on 10th September, delivered a talk on Roles and responsibilities of a medical college teacher.
3. Induction programme for newly appointed non-teaching staff on 8th October, delivered a talk on Institution organogram - AIMS & AHRC.

Dr.Sudhir G K, Professor giving a talk for newly appointed non teaching staff of A.I.M.S

Dr.Sudhir G K, Professor giving a talk for newly appointed teaching staff of A.I.M.S



Trainings / courses completed by the faculty :

1. Dr Sudhir G.K. completed a 3 months online course in Competency Based Medical Education (Physiology): organized by MEU India, from June - August 2020.
2. Dr Sudhir G.K. has undergone a two days training for internal auditors during the workshop conducted by the IQAC, AIMS as part of ISO 9001-2015 requirements on 21st & 22nd December 2020.

॥ जै इने ह्यगुदेव ॥

ADICHUNCHANAGIRI UNIVERSITY

ADICHUNCHANAGIRI INSTITUTE OF MEDICAL SCIENCES

A constituent college of Adichunchanagiri University



Chief Patron

Paramapoojya Jagadguru
Sri Sri Sri Dr. Nirmalanandanatha
Mahaswamiji

Advisor

Dr. M.G Shivaramu
Dean of Health Sciences (Medical),
Principal, AIMS

Chief Editor

Dr. Aliya Nusrath
Professor & Head
Dept. of Biochemistry

Editorial Board

Dr. Rajeshwari A
Assoc. Professor
Dr. Chikkanna D
Assoc. Professor
Dr. Asha Rani N
Assoc. Professor
Mr. Somashekar G.N
Asst. Professor
Dr. Shilpashree Y.D
Asst. Professor
Dr. Namitha D
Asst. Professor
Dr. Kruthi B N
Asst. Professor

Contact information:
biochemistry@bgsaims.edu.in

॥ Jai Sri Gurudev ॥

Biomed

(Medicine at Molecular level)
Department of Biochemistry

From Chief Editor's Desk:

Greetings from the Department of Biochemistry

We are proud to be releasing the second issue of the 2020 events Newsletter.

Inspite of the pandemic COVID 19, the department was actively involved in academics, diagnostics and conducting awareness programmes. The department *excelled in online teaching*, conducting regular classes especially a large number of small group teaching classes, practical demonstrations using self made videos, conduction of assessments as well as *mentoring of the students using online platforms*. The department continued to conduct *webinars* for the students and faculty.

Another highlight of the period was organization of the *World Food Day*, an international commemorative day. The department along with Dept. of Physiology and AIMS- NSS unit organized the World Food Day with the Theme: Grow, Nourish, Sustain Together, Our actions are our future ("Your home, Your garden and Your food"). The uniqueness of the programme was, it was both offline attended by staff & online with live streaming to students as well as exhibition of home grown food plants in pots and also distribution of seeds to encourage home gardening.

The distinctive programme conducted during this period was the *online Quiz* for undergraduate students to mark the event of *World Diabetes Day*.

We are thankful to our beloved Principal and Dean Health Sciences (Medical), Dr M.G. Shivaramu for his support and encouragement.

The year ended with a happy note, with students returning back to college and conduction of regular classes to train the students in practical /skill components which is the essence of medical education.



"Talent wins games, but teamwork and intelligence win championships."

Webinar on “Apoptosis - Cells are Balanced between Life and Death”

A webinar on **Apoptosis -Cells are Balanced between Life and Death** was organized by the department of Biochemistry, AIMS as a part of the Biochemistry webinar series.


Dr Prathibha K, Assistant Professor, Department of Biochemistry, Rajarajeshwari Medical College and Research Centre, Bengaluru was the resource person. Dr Pratibha K is a proud alumna of our institution. She completed her MD Biochemistry in 2014 in this institution.

The objective of this online session was to provide an insight into the process of apoptosis and highlight the biochemical basis of apoptosis.

All 150 students of MBBS phase I, faculty of Biochemistry department attended the session. The deliberation was very fruitful and was well appreciated by all.

Details of the program

- Time: **11:15 am - 12.30 pm.**
- Welcome address: **Dr. Aliya Nusrath**
- Introduction of the speaker: **Dr. Rajeshwari A**
- Scientific session: **Dr. Prathibha K**
- Moderation &Vote of thanks: **Dr. Shilpashree Y D**



“What the mind can conceive and believe, and the heart desire, you can achieve”. - Norman Vincent Peal

Webinar on Nutritional Disorders of Childhood

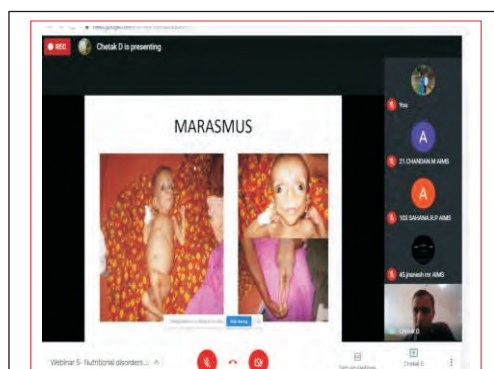
In view of celebration of **National Nutrition week** 2020, Department organised a Webinar on **Nutritional Disorders of Childhood** as a part of the webinar series.

Dr Chetak KB, Assistant professor, Department of Paediatrics, JSS Academy of Higher Education and Research, Mysore, was the resource person.

The objective of the webinar -5 was to enlighten the 1st MBBS students & faculty to various Nutritional disorder of childhood. This webinar highlighted the Biochemical alterations of common Nutritional disorders and their clinical manifestation.

All 150 students of 1st MBBS, faculty of Biochemistry department and faculty from other Departments Dr. Mahendrappa KB, Prof & HOD of Pediatrics, Dr. Narasimhaswamy KN, Prof of Physiology, Dr. Anand KS., Assoc. Prof. Dept. of Physiology, Dr. Sheethal Assoc. Prof., Dept. of Community Medicine, attended the programme.

The scientific session was interactive and it was very well appreciated by all the attendees



"If we could give every individual the right amount of nourishment and exercise, not too little and not too much, we would have the safest way to health." - Hippocrates

*"Live as if you were to die tomorrow. Learn as if you were to live forever."
- Mahatma Gandhi*

World Food Day - 2020

World Food day is an international day, celebrated every year on 16th October to mark the anniversary of establishing of FAO with the theme being zero hunger by 2030 since 1981.

The Department celebrated this day along with Dept. of Physiology in association with AIMS NSS Unit with the **Theme: Grow, Nourish, Sustain Together, Our actions are our future (“Your home, Your garden and Your food”)**

The programme began at 10.30 am which was moderated by Dr. Shilpashree YD, Asst. Prof, Dept. of Biochemistry.

Dr. M G Shivaramu, Principal and Dean, Faculty of Medicine; Mr. Umesh B K, Registrar, AIMS; Dr Aliya Nusrath, Prof and Head, Dept of Biochemistry; Dr. Sudhir GK, Prof. and Head, Dept. of Physiology, Dr. Sheethal, Associate Professor & NSS co-ordinator were the dignitaries on the dais. Teaching, non-teaching faculties from various departments were the delegates. The programme was also made available on the virtual platform by sharing google meet link and live streaming of the event and was attended by faculty and undergraduate students.

The inaugural programme started with the invocation song rendered by Dr Venilla Jyothi (Intern). Dr. Aliya Nusrath, Prof. and Head, Dept. of Biochemistry welcomed the gathered audience. The programme was inaugurated by ceremonial watering of Tulsi plant by the dignitaries. The key note address was given by Dr M G Shivaramu, Principal and Dean, Faculty of Medicine, ACU.

As a part of the programme the webinar was organised on the topic **“Learn, Grow and Eat-Self grown vegetables for better health”**

The speaker was introduced to the audience by Dr Jyothi S., Assistant Professor, Dept of Physiology.

Speaker: Dr. C.A. Deepak, M.Sc. (Agri), Ph.D. Scientist (Rice Breeder), Zonal Agricultural Research station, VC farm, Mandya

The learned and experienced resource person spoke on the terrace garden, backyard garden and the appropriate use of the fertilizers & water and how to prepare the pesticides at home. The speaker also thrown light on Hydroponics and Aquaponics

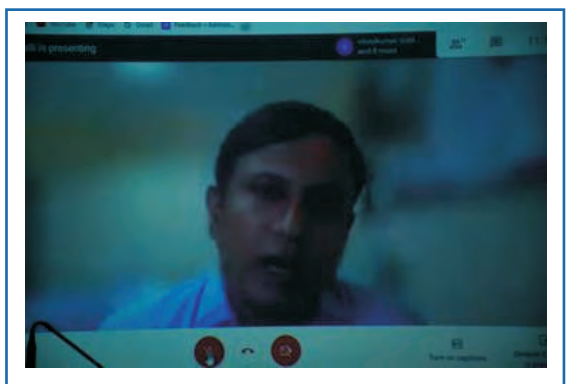

This was followed by the video presentation on Hydroponics by NSS unit and the video by Dr. Asha Rani N., Associate Professor, Dept of Biochemistry on self-made compost and its utilization at kitchen garden.

The day was made memorable to all the participants by **distributing seeds of various green leafy vegetables** by the head of the institute.

The **exhibition** was organised to mark the celebration by showcasing posters relating to the theme and was prepared and moderated by Dr. Rajeshwari A, Associate Professor, Dept of Biochemistry. The various vegetables & fruits that are grown in pots at the house premises by our own staff members were presented moderated by Dr. Sudhir GK., Professor and Head, Dept. of Physiology

The programme was concluded by proposing vote of thanks by Mr. Somashekar G N., Assistant Professor, Dept of Biochemistry. The programme was very fruitful and was well appreciated by all and high tea was served at the end.

Glimpses of the Programme



Bio Quiz (World Diabetes Day 2020)

Every year the department organizes programmes to create awareness regarding Diabetes Mellitus on the occasion of **World Diabetes Day** on 14th November. This year the Department organized a quiz "**Bio Quiz on Diabetes Mellitus**" for 1st MBBS students to mark this event. The quiz was unique as it was conducted online using various platforms and was appreciated by the students. .

Quiz was conducted in two rounds, Preliminary and Finals.

Top 12 students in a group of 6 teams were selected for the final round after the preliminary round held on 13th Nov 2020. The final round was conducted on 19-11-2020 at 11 am via google meet platform. The final was unique as the two google meet platforms were created and synchronized for simultaneous projection of the quiz to two groups of students (Group 1- roll no 1-75 & Group 2- roll no 76 to 150)

Sl. No	Teams	Roll No	Participant
1.	Team 1	34	Gayatri Brahmandam
2.		126	Sree Thanvi B
3.	Team 2	37	Haripriya.V
4.		66	Moulya M S
5.	Team 3	96	Rekha.S
6.		132	Supriya Chandassu
7.	Team 4	11	Anusha Raju Gondkar
8.		119	Sinchana KH
9.	Team 5	21	Chandan M
10.		147	Yashas B.P.
11.	Team 6	123	Sneha.P.S
12.		148	Yashas V S

Dr. Asha Rani N., Assoc. Prof and Dr. Kruthi B N, Assistant Professor, Dept of Biochemistry were coordinators of the preliminary round .

The quizmasters for final round were Dr. Aliya Nusrath, Prof and HOD, Dr. Rajeshwari A., Assoc. Prof and Dr. Namitha D., Asst. Prof, Dept. of Biochemistry. Dr Chikkanna D., Assoc. Prof was the scorer for the session. 98% of the students participated in the quiz.

Final round had 5 rounds (MCQ round, Case study, Guess who I am I, Picture clue and Rapid fire round). All the rounds were innovative, clinically oriented and unique which was appreciated and enjoyed by all the participants

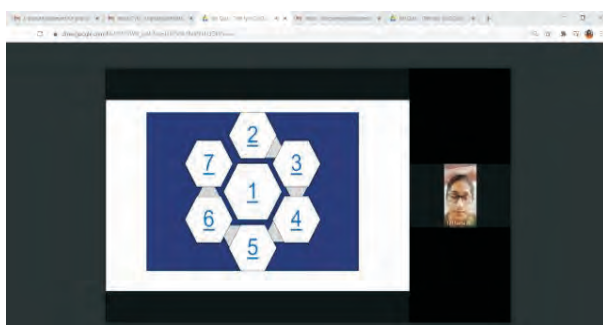
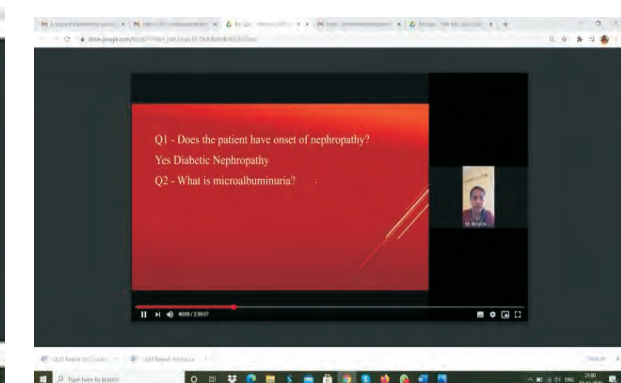
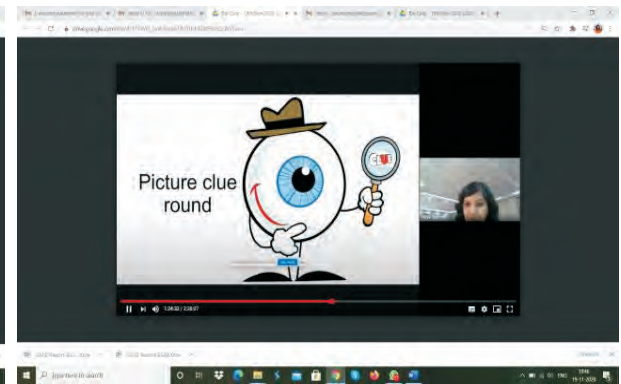
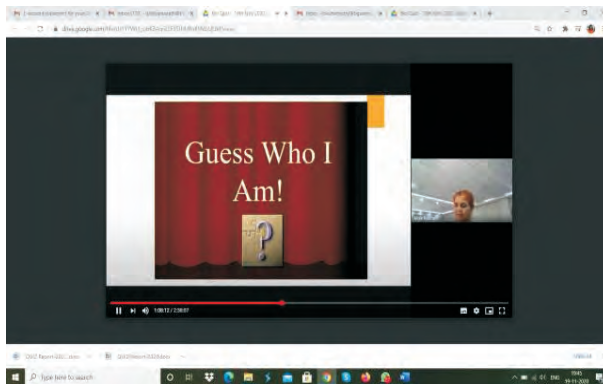
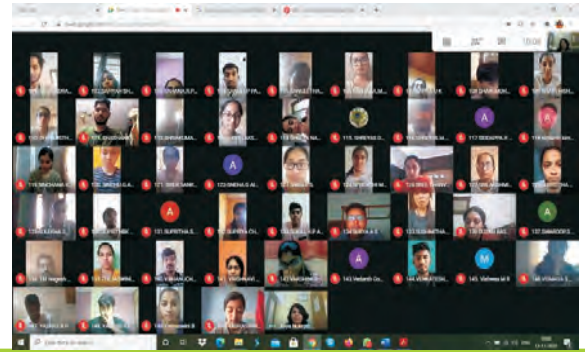
Winners of the Quiz

1st Prize: Ms Haripriya V and Ms Moulya MS

2nd Prize: Ms Anusha Raju Gondkar and Ms Sinchana KH

3rd Prize: Mr Chandan M and Mr Yashas B.P.

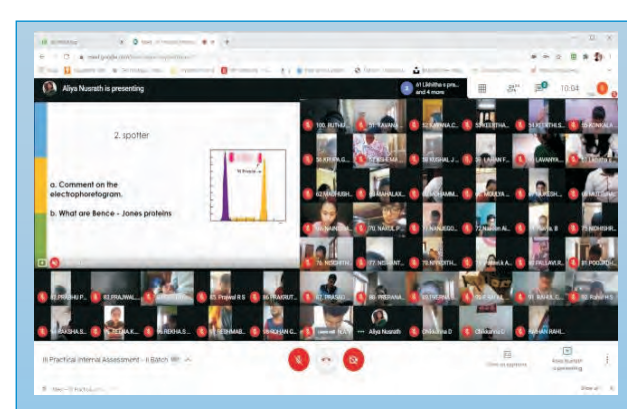
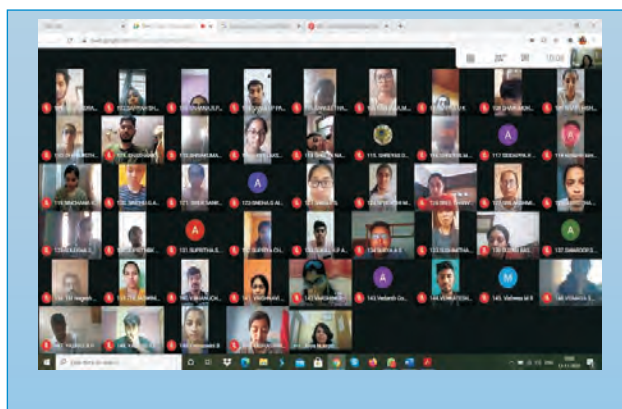
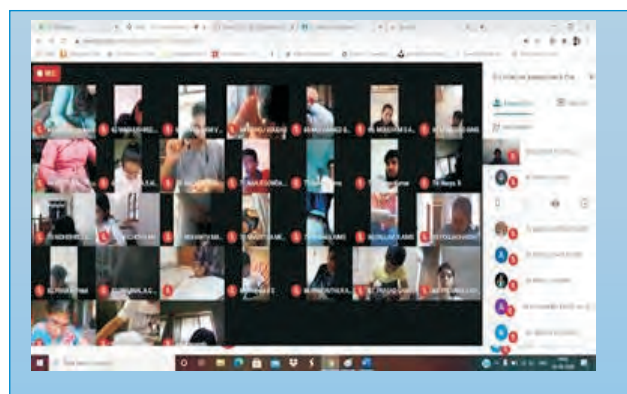
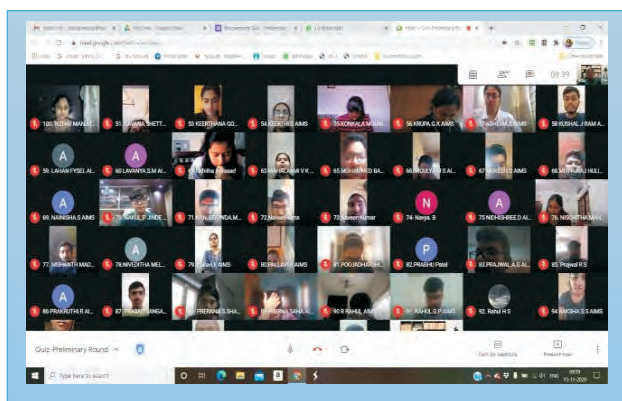
Congratulations



Student Forum

The students were actively involved in online teaching and assessments

Below are the glimpses of students attending classes and participating in various activities



Newsletter release of previous issue

Faculty Forum

Involvement of Faculty in co-curricular and extracurricular activities

JMSH Journal Release



Go Green Drive



Aayodha Pooja



ISO certificate
receival from Pooja
Swamiji



Release of Satva booklet
by Pooja Swamiji



Onam Celebration

Faculty as Resource persons

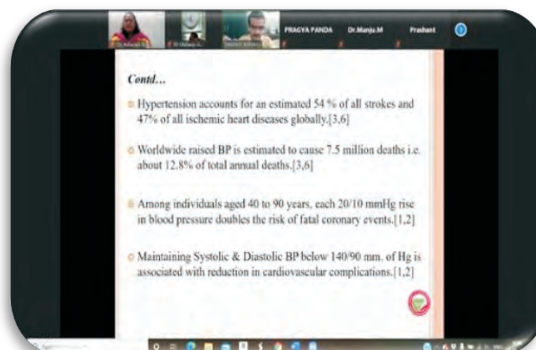
Dr. Aliya Nusrath

1. **Resource person** in the “Synopsis Writing workshop for MD/MS students of batch 2020-21”, held on 10th and 11th November 2020.
2. **Resource person** and delivered two presentations on “Writing introduction/ need for the study” and “Topic selection and review of literature” in the synopsis Writing workshop for MD/MS students of batch 2020-21, held on 10th and 11th November 2020.
3. Delivered a Webinar presentation on “Disorders of Acid Base balance” at Hassan Institute of Medical Science, Hassan on 18th September 2020
4. **Resource person** and delivered talk on “How to present a journal club” in the orientation programme for MD/MS students of batch 2020 organized by MEU, AIMS held on 8th September 2020.
5. **Resource person** for CISP-2 and delivered presentations on three topics: **Foundation course and early clinical exposure, Alignment and Integration and Logbook preparation** organized by MEU, AIMS on 27th and 28th August 2020
6. Delivered presentation on “Student Satisfaction Survey” in the Sensitization Programme on Student Satisfaction Survey for 2nd MBBS students organized by NAAC & IQAC Committee, AIMS on 17th July 2020
7. Delivered presentation on “Student Satisfaction Survey” in the Sensitization Programme on Student Satisfaction Survey for 1st MBBS students organized by NAAC & IQAC Committee, AIMS on 23rd July 2020



Dr. Asha Rani N

1. **Judge for the oral scientific paper presentation (PG Category)** on 17th September as part of 3 days **International e-conference on “Emerging trends in Research -Emphasis on Basic Medical Sciences”** from 17th -19th September 2020 organized by AVMC and Hospital, Pondicherry.
2. **Resource Person** in the “**Role of Nutrition for Good Health**” organized by SACP, BG Nagara, on 17th to 27th November 2020
3. **Resource Person** in the “**Internship Orientation Programme**” organized by MEU, AIMS, BG Nagara, on 11th December 2020.



Dr. Shilpashree Y D

1. **Resource person and delivered talk** on “**How to present a subject seminar**” in the orientation programme for MD/MS students of batch 2020 held on 8th September 2020.
2. **Resource Person** in the “**Internship Orientation Programme**” organized by MEU, AIMS, BG Nagara, on 11th December 2020.



Conference / Workshop /CME/Guest lectures /Webinars

1. Virtual Symposium on “**E Learning Development, Delivery and Assessment**” organized by Sri Siddhartha Institute of Medical sciences, held on 23rd to 25th July 2020.
 - a. Dr. Aliya Nusrath , Prof and Head Dept. of Biochemistry
 - b. Dr. Asha Rani N , Assoc. Professor, Dept. of Biochemistry
 - c. Dr. Shilpashree Y D, Asst. Professor, Dept. of Biochemistry
2. Attended “**Pubmed.gov - Beyond the Basics**” on 25th August 2020 organized by IQAC & Learning Resource Centre, AIMS.
 - a. Dr. Aliya Nusrath , Prof and Head Dept. of Biochemistry
 - b. Dr. Rajeshwari A, Assoc. Professor, Dept. of Biochemistry
 - c. Dr. Asha Rani N , Assoc. Professor, Dept. of Biochemistry
3. One-week National webinar series on the occasion of National Nutrition week 2020 on the webinar theme “**Nutrition for all ages during COVID-19 pandemic**” organized by Dept. of food processing and nutrition, held from 1st Sept. 2020 to 7th Sept. 2020.
 - a. Dr. Rajeshwari A, Assoc. Professor, Dept. of Biochemistry
 - b. Dr. Chikkanna D Assoc. Professor, Dept. of Biochemistry
 - c. Dr. Asha Rani N , Assoc. Professor, Dept. of Biochemistry
 - d. Dr. Shilpashree Y D, Asst. Professor, Dept. of Biochemistry
 - e. Dr. Kruthi B N, Asst. Professor, Dept. of Biochemistry
4. Workshop on “**Good Clinical Practice Training**” 14th, 15th and 16th September 2020 at AIMS Institutional Ethics and Dept. of Pharmacology, BG Nagara.
 - a. Dr. Aliya Nusrath , Prof and Head Dept. of Biochemistry
 - b. Dr. Rajeshwari A, Assoc. Professor, Dept. of Biochemistry
 - c. Dr. Chikkanna D Assoc. Professor, Dept. of Biochemistry
 - d. Dr. Asha Rani N , Assoc. Professor, Dept. of Biochemistry
 - e. Mr. Somashekar G N, Asst. Professor, Dept. of Biochemistry
 - f. Dr. Shilpashree Y D, Asst. Professor, Dept. of Biochemistry
 - g. Dr. Kruthi B N, Asst. Professor, Dept. of Biochemistry

5. Dr. Chikkanna D attended National level webinar series **UMANG (Uplift the Mind and Grow) an IQAC Initiative** held from 14th to 30th September 2020 organised by NSS Unit and Sports departments.
6. Attended three days international e-conference on **“Emerging Trends in Research-Emphasis on Basic Medical Sciences”** organized by AVMC and Hospital, Pondicherry, held from 17th September 2020 to 19th September 2020.
 - a. Dr. Aliya Nusrath , Prof and Head Dept. of Biochemistry
 - b. Dr. Rajeshwari A, Assoc. Professor, Dept. of Biochemistry
 - c. Dr. Chikkanna D Assoc. Professor, Dept. of Biochemistry
 - d. Dr. Asha Rani N , Assoc. Professor, Dept. of Biochemistry
 - e. Dr. Shilpashree Y D, Asst. Professor, Dept. of Biochemistry
 - f. Dr. Kruthi B N, Asst. Professor, Dept. of Biochemistry
7. Interactive Webinar on **“Diabetic Diet”** organized by AIIMS, Jodhpur, held on 30th September 2020.
 - a. Dr. Rajeshwari A, Assoc. Professor, Dept. of Biochemistry
 - b. Dr. Namiatha D, Asst. Professor, Dept. of Biochemistry
 - c. Dr. Kruthi B N, Asst. Professor, Dept. of Biochemistry
8. Dr. Asha rani N attended Webinar series **“Adobe Illustrator – A Drawing software for Medical Teachers to create learning Resources”** organized by JIPMER, Pondicherry, held 1st October 2020.
9. Dr. Asha rani N attended Webinar series **“Urinalysis – Definitive Screening in Challenging Times”** organized by Sysmex India Pvt Ltd, held 3rd October 2020.
10. Interactive Webinar on **“Hypertensive Diet”** organized by AIIMS, Jodhpur, held on 10th October 2020
 - a. Dr. Rajeshwari A, Assoc. Professor, Dept. of Biochemistry
 - b. Dr. Kruthi B N, Asst. Professor, Dept. of Biochemistry
11. Webinar on **“Vitamin D: A Momentous Molecule”** organized by SDUMC, Kolar, held on 22nd October 2020.
 - a. Dr. Rajeshwari A, Assoc. Professor, Dept. of Biochemistry
 - b. Dr. Chikkanna D Assoc. Professor, Dept. of Biochemistry
 - c. Dr. Asha Rani N , Assoc. Professor, Dept. of Biochemistry
 - d. Mr. Somashekar G N, Asst. Professor, Dept. of Biochemistry
 - e. Dr. Shilpashree Y D, Asst. Professor, Dept. of Biochemistry
 - f. Dr. Namiatha D, Asst. Professor, Dept. of Biochemistry
 - g. Dr. Kruthi B N, Asst. Professor, Dept. of Biochemistry
12. Dr. Rajeshwari A attended the interactive Webinar on **“Gluten-Free Diet”** organized by AIIMS, Jodhpur, held on 24th October 2020.
13. Dr. Rajeshwari A attended the interactive Webinar on **“High-Calorie Diet”** organized by AIIMS, Jodhpur, held on 24th October 2020
14. Attended Conference on **“Challenges in Implementation of the Competency Based Medical Education(CBME)”** held on 6th and 7th November 2020, organized by Medical Education Unit, SRM Medical College Hospital and Research Centre.
 - a. Dr. Aliya Nusrath , Prof and Head Dept. of Biochemistry
 - b. Dr. Rajeshwari A, Assoc. Professor, Dept. of Biochemistry
 - c. Dr. Kruthi B N, Asst. Professor, Dept. of Biochemistry
15. Dr. Aliya Nusrath attended webinar on **“Natinl Education Policy 2020”** organized by UCHPE, Sri Devaraj Urs Academy of Higher Education and Research held on 11th November 2020.
16. Dr. Namiatha D and Dr. Kruthi B N attended Webinar on **“Understanding and Interpretation of Serum Protein Electrophoresis-An update”** organized by Kasturba Medical College, Mangalore, held on 21st December 2020.

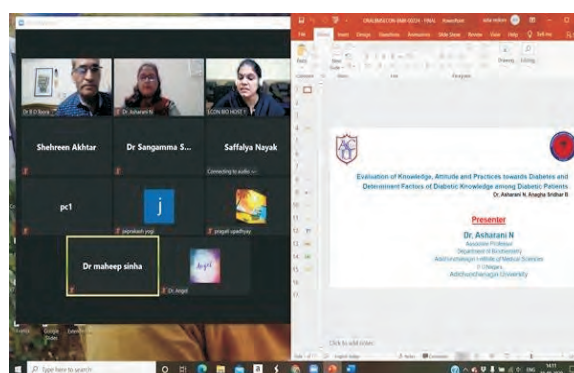
Publications

1. Kruthi B N, Aliya Nusrath. Comparison of Calculate LDL- Cholesterol Using Various Formulae with directly Measured LDL-Cholesterol: A retrospective Study. International Journal of Biochemistry and Biophysics.2020;8(3):41-46.
2. Chikkanna D., Shobith Rangappa, Santhosh Kumar Nune and Dinesha Ramadas.Antibacterial Effect of Polyphenols Enriched Piper Longum Extract On Staphylococcus Aureus: A Research Study. World Journal of Pharmaceutical Research. 2020; 9(11):919-925.

Presentations

Dr. Asharani N - Oral paper presentation

“Evaluation of Knowledge, Attitude and Practices towards Diabetes and Determinant Factors of Diabetic Knowledge among Diabetic Patients” under the category Faculty-Biochemistry on 19th Sept. 2020 at International e- conference on “Emerging trends in Research -Emphasis on Basic Medical Sciences” held from 17th -19th September 2020 organized by AVMC and Hospital, Pondicherry.

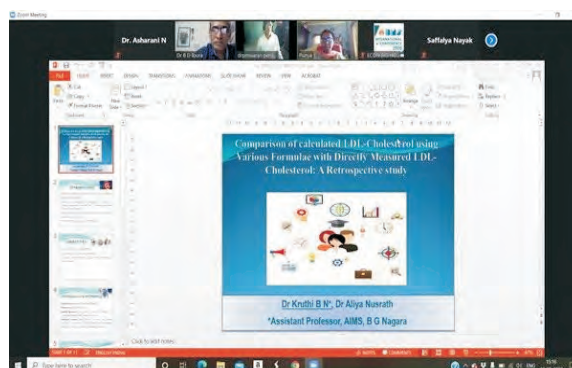


Dr. Shilpashree Y D - Oral paper presentation

“Case-based learning of Biochemistry to enhance diagnostic and clinical reasoning skills in interns – An experimental study”, under the category Faculty-Biochemistry on 19th Sept. 2020 at International e- conference on “Emerging trends in Research - Emphasis on Basic Medical Sciences” held from 17th -19th September 2020 organized by AVMC and Hospital, Pondicherry.

Dr. Kruthi - Oral paper presentation

“Comparison of calculated LDL-Cholesterol using Various Formulae with Directly Measured LDL Cholesterol: A Retrospective study”. under the category Faculty-Biochemistry on 19th Sept. 2020 at International e- conference on “Emerging trends in Research -Emphasis on Basic Medical Sciences” held from 17th -19th September 2020 organized by AVMC and Hospital, Pondicherry.



**ADICHUNCHANAGIRI
INSTITUTE OF
MEDICAL SCIENCES**
(A constituent college of
Adichunchanagiri University)



Chief Patron

**Paramapoojya Jagadguru
Sri Sri Sri
Dr. Nirmalanandanatha
Mahaswamiji**

Advisor

Dr. M.G Shivaramu.
*Dean of health sciences
Medical, ACU
Principal, AIMS*

Chief Editor

Dr Ravi Shankar M
Professor & HOD

Editorial Board

Dr Vinaya M
Dr Manu G*
Dr Padmanabha T S
Dr Sareetha A V

Email:

pharmacology@bgsaims.edu.in

II Jai Sri Gurudev II

Pharmacologic

Department of Pharmacology

Greetings and regards from the department.

Best wishes from Pharmacology Department. This period saw a lot of academic activities conducted online.

Our department in association with AIMS IEC conducted GCP online training program for in house faculty and from other institutions for three days in the afternoon session from 14.9.2020 to 16.9.2020. We had 6 resource persons and the learning experience was indeed memorable.

Our department also organized a webinar in association with AIMS IAEC on "Importance of pre-clinical studies in drug discovery development" for V term students and faculty.

All teaching activities for UG students were conducted online. Undergraduate students came back to the institution from November when revision classes were held to reinforce the practical details.

Dr Ravi Shankar M, Professor and Head of the Department

OUR TEAM





|| Jai Sri Gurudev ||
Adichunchangiri University

Adichunchangiri Institute of Medical Sciences

BG Nagara: 571448, Nagamangala taluk, Mandya district, Karnataka



Report of Webinar on
'Importance of pre-clinical studies in drug discovery and development'

organized by the AIMS Institutional Animal Ethics Committee and Department of Pharmacology on 7th August 2020




WEBINAR SERIES
Date: 07th August, 2020
Time: 02:00 p.m. to 03:00 p.m.

AIMS Institutional Animal Ethics Committee and Department of Pharmacology

Topic :
" Importance of pre clinical studies in drug discovery and development"

Resource Person :

Dr. S. G. RAMACHANDRA, MVSc., PhD
Chief Research Scientist,
Central Animal Facility
Indian Institute of Science
Bangalore



A webinar on **"Importance of pre-clinical studies in drug discovery and development"** was organized by the **AIMS Institutional Animal Ethics Committee and Department of Pharmacology**.

Dr. S G Ramachandra Chief Research Scientist, Central Animal Facility, Indian Institute of Science, Bangalore was the resource person.

Dr. Ravi Shankar M, Professor & Head, Dept. of Pharmacology & Member Secretary, AIMS, IAEC welcomed the guest speaker & webinar participants.

Objective of the session was to sensitize the faculty of AIMS, Postgraduate students and undergraduate students regarding the Importance of pre-clinical studies in drug discovery and development & standards required to conduct authentic pre-clinical research.

All the faculty, postgraduate & undergraduate students were sensitized on Importance of pre-clinical studies in research. The session was very informative and interactive. Around 150 participants took part in the webinar.

Vote of thanks was rendered by Dr. Manu. G, Associate Professor, Dept. of Pharmacology, AIMS

Link to webinar:

https://drive.google.com/file/d/18RbW7HNuk-LDr_jpDegRj1B-iboyQlaZ/view?usp=sharing

GOOD CLINICAL PRACTICE TRAINING WORKSHOP

It was organized by Department of Pharmacology, AIMS, BG Nagara and AIMS Institutional Ethics committee in collaboration with South Chapter of ISCR, from **14-09-2020 to 16-09-2020** between 2.00pm to 4.00pm by using Google Meet Platform. The programme was attended by nearly 190 participants including Medical faculty, Pharmacy faculty, Pharmacy postgraduate students and faculty from other Institutions.

Day 1 (14.09.2020) - There were two sessions. First session was on “**Principles of ICH GCP E6R2**” by **Dr. Rajani Menon** (Associate Director, Global Project Management, Syneos Health) between 2pm to 3pm. The second session was on “**IRB-IECs**” by **Mr Sudhir Patel** between 3pm to 4pm.

Day 2 (15/09/2020) –The first session was on “**Investigators Responsibilities**” by **Dr. Usharani Pingali** (Professor and Head, Clinical Pharmacology & Therapeutics, Nizam’s Institute of Medical Sciences, Hyderabad) between 2pm to 3pm and the second session was on “**Sponsors Responsibilities**” by **Dr Gaurav Mathur** (Director-Regulatory Affairs, IQVIA-RDS (India) Pvt. Ltd.) between 3pm to 4pm.

Day 3 (16/09/2020) –The first session was on “**Clinical Trial Protocol & Amendment**” by **Dr. Denis Xavier** (Professor of Pharmacology, St. John’s Medical College & Hospital, Bengaluru) between 2pm to 2.50pm, the second session was on “**Essential Documents for Conduct of Clinical Trial**” by **Ms Chandana Pal** (Accreditation & Quality Systems in-charge, Apollo Research & Innovation) between 2.50pm to 3.40pm and the third session was on “**Safety Reporting & compensation**” by **Dr Poongothai** (Research Head Clinical Trials, Madrass Diabetes Research Foundation, Chennai) between 3.40pm to 4pm.

Link for the recorded webinar:

14.9.2020: https://drive.google.com/file/d/1VDrc3NW2yd_TrS97gPCz-RemaYyVRtT/view?usp=sharing

15.9.2020: <https://drive.google.com/file/d/1OqfWTlo2ipVjEysGeeqQSIbdQT-B0-d2/view?usp=sharing>

16.9.2020:
<https://drive.google.com/file/d/1C3issXZVfUU8mWYnWvAQj0sWPNUMj2HL/view?usp=sharing>

REC Denis Xavier is presenting




Protocol for clinical trials ISCR GCP Training

16 Sept. 2020

Denis Xavier MBBS, MD, MSc (Clin Epi)
Professor, Pharmacology (Ex- HOD),
Ex-Vice Dean (PG)
Head, Division of Clinical Research and Training,
St. John's Medical College and Research Institute.
EC Member ISCR & National Convenor - ACCRI

Rajeshwan A has left the meeting

Meeting details

People (90) Chat (1)


- Indresh Raju
- Kingspota Ashwini
- padma L
- Padmanatha TS
- Padmanatha TS
- Pandareesh Minzkar
- Poonaghal Subramani
- prathudeva prabhu
- Prasanna H B
- Rachha R

Meeting details Turn on captions Denis Xavier is presenting

609 Meeting 31.8.20...pdf

Show all

Quinary Clinical Global is presenting



New CT Rules: EC Proceedings (Chapter III, Rule 12 & 13)

- Quorum:** at least five members (medical scientist, clinician, legal expert, social scientist & lay person).
- Sub committee of its Members:** to assist in the functions
- Subject Experts:** Not EC members, No Voting rights.
- Any change in Membership or constitution:** Notification to CLA in writing within 30 working days from the change.

Ranjit Singh B has left the meeting

of records: 05 years after completion of such clinical trial.

GCP Training Workshop - AIMS

People (140) Chat

- venemankandan panchanathan
- Venkatesh Gowda H T
- Vidhi Gupta
- Vijay S
- Vimala Sankar
- Vinay H R
- Vinay H R
- Vinay S Bhat

GCP Training ... Turn on captions Quinary Clinical Global is presenting

GCP TRAINING WD...pdf Research, Sudhi P...pdf

Show all

type here to search

15:40 14-09-2020

ACADEMIC ACTIVITIES

PUBLICATIONS FROM THE FACULTY

- Shivananda R, **Savkar MK, Manchukonda R S**, Krishnegowda RS. Self-care practices among type 2 diabetes mellitus patients in rural India. Int J. Basic Clin Pharmacol 2020;9:1688-94
- H G Kshamaa, Aswath Manju, **T S Padmanabha**. Behavioural Problems in Adolescent Children of Alcoholics. Selcuk Med J 2020;36(3): 244-251

Dr Ravi Shankar M

1. Webinar on sensitization of faculty towards “**National Tuberculosis Eradication Program**” by Dr Shashikanth, Associate Professor, Department of Community Medicine – (12 to 1.30 PM) dated 31.7.2020.
2. Webinar on “**EBR – ethics for biomedical research**” – Program by SRM, Katankulathur – 10 AM to 2 PM. 21.9.2020
3. Webinar on “**Biostatistics-backbone of Clinical Research**” on 29.9.2020.
4. Webinar on “**ISO 9001:2015**” on 9.10.2020.
5. Webinar on “**Approaches to management of arthritis in middle aged individuals**” by Dr Chethan, Sagar hospital, Jayanagar & Orthocare, Rajajinagar on 12.10.2020.
6. Webinar on “**CBME in a nutshell**” by Dr Deepa Singh, Himalaya Institute of Medical Sciences from 4 to 5.30 PM
7. Webinar on “**Ethical committees’ responsibilities (practical considerations)**” by JSSAHER on 28.10.2020.
8. National Clinical Research Methodology – 2020 SRM University. (Day 1) – 10.30 AM to 2 PM on 29.10.2020

Dr Manu G

- Webinar on sensitization of faculty towards “**National Tuberculosis Eradication Program**” by Dr Shashikanth, Associate Professor, Department of Community Medicine – (12 to 1.30 PM) dated 31.7.2020.
- Webinar on “**Introduction to ISO 9001:2015 and implementation process**” on 9.10.2020.
- Attended Webinar on “**Ethics Committee Working Procedures – Practical Guidelines**” organized by IEC in association of Dept of Pharmacology, JSSMC, Mysuru on 28th October 2020

Dr Padmanabha T S

- Attended 2nd contact session of MCI's **"Advanced Course in Medical Education"** at St.John's Medical College on 6th, 7th and 10th November 2020
- Attended **CISP-II Workshop**, at St. John's Medical College, Bengaluru, on 1st and 2nd September 2020.
- Attended Webinar on **"Clinical Evaluation of Vaccines – Regulatory and Ethical Considerations"** organized by SRIHER University, Chennai on 30th July 2020
- Attended Symposium in **"E Content Development, Delivery and Assessment"** organized by Sri Siddhartha Institute of Medical Sciences & Research Centre, T Begur from 23rd-25th July 2020
- Attended and obtained certificate in **"Introduction to E-Learning Theory and Practice - Revised"** by Alison on 30th July 2020
- Attended Colloquium on **"Health Sciences Professional Courses: Differentiating factors in Higher Education during the Pandemic Crisis"** organized by Centre for Continuous Learning for Professional Experience JSS Academy of Higher Education & Research, Mysuru on 7th & 8th August 2020
- Attended webinar on **"Competency Acquisition in Resource Constraint Settings"** by Dr Thomas Chacko organized by University Centre for Health Professions Education, Sri Devaraj Urs Academy of Higher Education and Research on 16th December 2020 at SDUAHER, Kolar
- Attended CME on **"Water,Waterborne Diseases (WBDs) and Pharmacotherapy of WBDs"** conducted by Chettinad Hospital & Research Institute, Kanchipuram on 31st Oct 2020
- Attended Faculty Development Program on Microteaching & Bloom's Taxonomy organized by ACU in association with HESDARC, Mysuru from 27th to 29th November 2020
- Completed **"Good Clinical Practice" certificate program** conducted by NIDA Clinical Trials Network on 1st November 2020
- Attended Webinar on **"Ethics Committee Working Procedures – Practical Guidelines"** organized by IEC in association of Dept of Pharmacology, JSSMC, Mysuru on 28th October 2020
- Attended 16th National Webinar on **"Role of Digital Literacy and Health Data Literacy in Medical Education"** delivered by Prof. S. N. Sarbadhikari, Expert, Roster for Digital Health, WHO, Health Informatics Educationist, Independent Consultant for Digital Health Standards on 05th November 2020 from 11 am to 12 noon.
- Successfully completed the required online course of study for **"Competency Based Medical Education (Pharmacology)"** organized by MEU India between April 2020 to July 2020,
- ✓ **Poster Presentation details:**
 - Presented Poster in MCI's **"Advanced Course in Medical Education"** at St.John's Medical College on 6th November 2020: Topic: **"Is There a Case for Case-Based Learning in Pharmacology?"**

✓ **As Speaker:**

- Guest Speaker for “**CoursEXA**” **MBBS Online Exam Crash Course** for Pharmacology, organized by Sri Siddhartha Medical College, Tumkur on 13th September 2020

✓ **As Journal Reviewer for:**

- Asian Journal of Orthopaedic Research
- Journal of Advances in Medicine and Medical Research
- Journal of Pharmaceutical Research International.

Dr Vinaya M and Dr Manu G

- Participated in “**Curriculum Implementation Support Programme-II**” workshop conducted in association with Nodal centre of MCI, St. John’s Medical college, Bengaluru on 27th and 28th August 2020.



EXTENSION ACTIVITY

Dr Manu G

- Organised and participated in” **Doctors day celebration**” on July 1st 2020.
- Organized as a part of Kannada Balaga team and participated in “**Kannada Rajyothsava**” function held on 13th November 2020





॥ ज्ञेयो इहो ब्रह्मपदेष्ट ॥

ADICHUNCHANAGIRI UNIVERSITY

ADICHUNCHANAGIRI INSTITUTE OF MEDICAL SCIENCES

A constituent college of Adichunchanagiri University



Chief Patron :
Sri Sri Sri Dr.
Nirmalanandanatha
Swamiji

Advisor
Dr. Shivaramu.M.G
Principal, AIMS
Dean-Academics
(Medical)
Adichunchanagiri University

Chief Editor
Dr Vijay Shankar S
Professor & HOD

Editorial Board
Dr. Abhishek MG
Dr. Amita K
Dr. Sanjay M
Dr. Nanjundaswamy.D

Members
Dr. Prakash V B
Dr. Rakshitha H B
Dr. Kusuma K N
Dr. Rajini T
Dr. Sudha P S
Dr. Indira C.S
Dr. Dr Dhanalakshmi
Dr. Chandana
Dr. Amrutha vani M S
Dr. Geethanjali
Dr. Ramya Suresh
Dr. Rashmi
Dr. Jalli Pravallika
Dr. Pournami

PATHO - INSIGHT

DEPARTMENT OF PATHOLOGY

From the Desk of Chief Editor

"Adversity has the effect of eliciting talents, which in prosperous circumstances would have lain dormant"

Horace

It is indeed a great pleasure to bring out the 2nd / Second issue of the 10th volume of the newsletter showcasing various activities done in the department. Our department is blessed with a wonderful team of enthusiastic faculty and vibrant postgraduate students. The Department of Pathology has been a forerunner in terms of its academic achievements.

Even with the continued Covid -19 pandemic, the faculty got acclimatized and were motivated to do more. Our faculty have been a part of various webinars (within and outside the institution)/conferences and presented papers and posters. Our students participated in various competitive events and won laurels to our institution.

Our faculty have been resource persons in various medical education and scientific research programs in our institution.

All our ventures have been possible only because of the constant support and encouragement of our dynamic principal, Dr M G Shivaramu who has played a vital role in all our endeavors.

Regards
Dr Vijay Shankar S
Professor & HOD

Our Team



REPORT OF INTERNATIONAL PATHOLOGY DAY 2020 CELEBRATIONS



Dr Aliya Nusrath, Lighting the lamp



Dr Amita K, Lighting the lamp



Dr Amita K , resource person of the day receiving the certificate



Dr Abhishek MG, resource person of the day receiving the certificater

International Pathology Day was celebrated by Department of Pathology, Adichunchanagiri Institute of Medical Sciences on **18th of November, 2020** under the able guidance of Dr. M G Shivaramu, Principal, AIMS, Dean, Health Sciences (Medical), ACU

International Pathology day is celebrated on **2nd Wednesday of November** every year.

A Sensitization programme was conducted for the Non-Teaching Staff of AIMS, on the topic “**Awareness programme in the diagnosis of Cancer**”

The programme was inaugurated by **Dr. Aliya Nusrath**, Professor and Head of Biochemistry, AIMS.

Resource faculty were **Dr. Abhishek M G**, Professor of Pathology, AIMS and **Dr. Amita K**, Professor of Pathology, AIMS, who gave brief interactive sessions covering the clinical presentation and preventive management of cancer involving lungs, breasts, cervix and other major organs etc.

The programme was planned and successfully conducted under the direction of **Dr. Vijay Shankar S**, Prof and Head of Pathology, AIMS.

Programme was well received and was a grand success.



BUDDING PATHOLOGISTS. RESIDENTS WHO JOINED US IN 2020

Dr Geetanjali A Burbure, is an alumna of Jawahar Navodaya Vidyalaya, Gadag, Karnataka and has done her MBBS from Sri Siddhartha Medical college Tumkur.

She has worked in Health and Family welfare department of Government of Karnataka as medical officer of Belahatti and Chinchalli Primary Health Centre in Gadag District for 3 Years.

She loves drawing, pencil sketching and has represented her school in interschool meets. She also loves cooking, growing different plants, swimming, playing carrom and table tennis.



Dr Jalli Pravallika is a hardworking student and did her MBBS from Sri Devaraj URS Medical College. She cultivated interest in pathology which made her choose the subject as her profession and also secured distinction in the subject in her UG days. She attended various CMEs and workshops as an undergraduate and she has successfully completed IAP -NNF Neonatal Resuscitation Program First Golden minute Project on 19th April 2018. She also participated in various cultural events like folk dance, western dance and fashion shows. Her hobbies are playing badminton and travelling.

Dr Pournami SV, is an alumni of ST. Therese's Convent Neyyattankara, and has done her MBBS from Travancore Medical College in Kollam. She is a person who is positive about every aspect of life. She has worked in urology in Azeezia Medical College for 1 Year. She is an athlete who has represented her School in interschool meets in 100m running, 400m replay and high jump. Her hobbies include listening to music, watching movies. She enjoys exploring new places, trying out various Cuisines and experiencing new culture.



Dr. Rashmi Ravindran is a medical graduate from the medical college of Three Gorges University, China. She has worked in Nephrology at Lakeshore hospital for three years. She did her schooling from Mar Thomas Senior secondary school. She has fulfilled the role of school leader for two years.

She likes travelling to various places, exploring nature and experiments with her green thumb in gardening and loves immersing in the vast world of books.

A National Public School, HSR alumna, **Dr. Ramya Suresh** graduated her MBBS from The Oxford Medical College, Hospital and Research Centre, Bangalore in the year 2020 as the Best Outgoing Achiever securing first class. Having taken part in DeMedCon 2016 at Sri Devaraj URS Medical College, Ramya has also completed the ECLS course (approved by RGUHS) and is a certified ECLS trainer.

The academic frontier aside, Ramya was elected as Head Girl during school and graduated from NPS as the Best Outgoing Student. She was an active member of the student council at Oxford as the Cultural and Sports Head for different periods. Ramya has represented Oxford at many cultural fests for her Dance and at various RGUHS/college sports meets for Throwball, Badminton, Table Tennis and Volleyball. She is also a state level Basketball player, Swimmer and a certified fitness instructor.

Ramya is a professional Bharatanatyam artiste having completed her Visharad (BA in Bharatanatyam) from Akhila Bharatiya Gandharva Mahavidyalaya. She completed her Arangetram/Rangapravesha at the age of 8 and is a CCRT Scholarship Recipient for Young Artistes by the Ministry of Culture, Government of India. She has performed for various platforms all over India and abroad and has many titles and awards to her name.



ROLE OF DEPARTMENT FACULTY IN MEDICAL EDUCATION

Our department has a very active role in the field of medical education.

Dr. Vijay Shankar. S & Dr. Amita.K attended an online course on competency based medical education (Pathology) between April 2020 to July 2020 Organized by MEU India group. Course director - Dr. Sanjay Bedi. Participated in webinars, online discussions and videos. The work amounting to not less than 100 hours (as specified in the certificate)

Dr.Vijay Shankar.S delivered a talk on “Concept of Electives”for faculty members of AIMS at CISP II workshop by MEU held on 27th and 28th August 2020 at Auditorium AIMS.

Dr.Vijay Shankar.S delivered a talk and moderated group activity on “Aligning assessment to competency objectives and TLM”for faculty members of AIMS at CISP II workshop by MEU held on 27th and 28th August 2020 at Auditorium AIMS.

Dr. Amita.K registered and participated in first contact session of Advanced course in medical education by MCI under the aegis of St John’s Medical College from 2nd to 6th November 2020

Dr.Amita.K delivered a talk on “How to write Review of literature” for MD/MS students’ of 2020 batch in Synopsis Writing workshop conducted by Scientific Committee in MEU on 10th and 11th November 2020 at MEU hall, AIMS

Dr.Amita.K delivered a talk on “Topic selection for dissertation” for MD/MS students’ of 2020 batch in Synopsis Writing workshop conducted by Scientific Committee in MEU on 10th and 11th November 2020 at MEU hall, AIMS

Dr.Amita.K delivered a talk on “Deriving Objectives from Competencies” for faculty members of AIMS at CISP II workshop by MEU held on 27th and 28th August 2020 at Auditorium AIMS.

Dr.Amita.K delivered a talk via webinar on “Assessment in CBME” for faculty members of AIMS at CISP II workshop by MEU held on 27th and 28th August 2020 at Auditorium AIMS.



FACULTY AS RESOURCE PERSONS AT CME/CONFERENCES

Dr.Vijay Shankar.S delivered a Talk on “**Referencing and Plagiarism**” As a part of “synopsis writing demystified” webinar series conducted by Karnataka Chapter – Indian association of Pathologists and Microbiologists on 28th October 2020.

Dr.Vijay Shankar.S judge for **Pathsketch** competition at KAPCON-2020, the 47th Annual conference of KCIAPM conducted virtually from 2nd to 4th Oct 2020

Dr.Vijay Shankar.S judge for **Oral Paper Presentation & Pathtweetcompetition** competition at KAPCON-2020, the 47th Annual conference of KCIAPM conducted virtually from 2nd to 4th Oct 2020

Dr Vijay Shnakar S Chaired a session” **Social Media and Digital Pathology**”at KAPCON-2020, the 47th Annual conference of KCIAPM conducted virtually from 2nd to 4th Oct 2020

Dr.Vijay Shankar.S panelist in “**panel Discussion**” Careers in Pathology (Undergraduate) held online on the occasion of International Pathology day on 11th November 2020.

Dr.Vijay Shankar.S panelist in “**panel discussion- Careers in Pathology**” -Postgraduate Edition held online on 13th December 2020

Dr.Amita.K Judged a **poster session** for KCIAPM state conference on 2nd to 4th October 2020.

Dr. Amita.K Judged e poster competition program organized by women empowerment committee, AIMS.



Dr Amita K, resource person at CISP2 Workshop



Dr Vijay Shankar S, resource person at CISP2 Workshop



Delegates and Faculty of CISP2 Workshop. Dr Nanjundaswamy, Dr Sanjay & Dr Rakshitha Participated as delegates and Dr Amita K & Dr Vijay Shankar S participated as resource persons.

FUNDED RESEARCH PROJECTS:

1. The project of Mr.Nirant H Mali titled "Relationship of mean platelet volume in predicting severity in hypertensive retinopathy - a cross-sectional study" under the guidance of Dr.Amita.K., professor is approved by ICMR.
2. ACU funded research proposal submitted by Dr.Amita.K and provisionally accepted: titled "diagnostic efficacy of phenotypic and cartridge based nucleic acid amplification technique in extra pulmonary tuberculosis with special emphasis on molecular characterization of mycobacterium tuberculosis"

Funded Projects: Submitted a proposal to ICMR for financial assistance for MD dissertation of postgraduate students.

Project titled: Immunohistochemical expression of cancer stem cell marker–Aldehyde dehydrogenase isoenzyme 1A1 (ALDH1A1) and its correlation with various prognostic factors and different molecular subtypes of breast carcinoma.

Student: Dr Ramya Suresh, Guide: Dr Amita K

CONFERENCES/GUEST LECTURES/CMES ETC. ATTENDED BY FACULTY / STUDENTS

The faculty and postgraduates have regularly attended various CME,s Workshops and slide seminars held at various institutions across the state.

EXAMINATION AND RELATED ACTIVITIES

Dr.Vijay Shankar.S carried out university assignment of ACU PG (DCP) Practical exam as internal examiner at Adichunchanagiri Institute of Medical Sciences, 27th and 28th July 2020.

Dr.Vijay Shankar.S carried out university assignment of ACU PG (MD) Practical exam as internal examiner at MIMS Mandya 25th and 27th July 2020.

Dr. Abhishek.M.G carried out university assignment of RGUHS UG Practical exam as internal examiner at Adichunchanagiri Institute of Medical Sciences, on 08.12.2020.

Dr. Abhishek.M.G carried out university assignment of UG Practical exam as external examiner at NPTEL, on 18.12.2020.

Dr. Amita.K Examiner for MD Pathology RGUHS Exams in MMCRI, Mysuru on 27 th and 28 th July2020

Dr.Amita.K External Examiner for MBBS Pathology University examinations at JSS AHER on 16 th to 19 th Nov 2020

Dr. Sanjay.M carried out university assignment of UG Practical exam as external examiner at MIMC., Mandya on 08.12.2020 to 09.12.2020.

PAPER/POSTER PRESENTATIONS

PAPER PRESENTATION:

1. **Title:** Evaluation of efficacy of newly proposed IACYokahama reporting system for breast FNAC – A single institution experience Dr Dhanalakshmi, Post graduate; Dr Amita K, Professor; Dr Sanjay M Associate Professor
2. **Title:** Cytohistopathological correlation of non-invasive follicular tumour with papillary like nuclear features – A crossectional study at a tertiary care centre Dr Rakshitha Assistant professor; Dr Amita K, Professor; Dr Sanjay M Associate Professor
3. **Title:** Prevalence and trends of blood transfusion transmitted infections: Comparative study between the blood bank of private and government medical college in south Karnataka Dr Kusuma KN, Dr Shilpa Sheety N



Dr Chandana presented poster in KAPCON2020, 47th Annual conference of KCIAPM conducted online from 2nd to 4th October 2020

CHALLENGES AND APPROACH TO THE CYTOLOGICAL DIAGNOSIS OF POLYMORPHOUS LOW-GRADE ADENOCARCINOMA OF MINOR SALIVARY GLAND AND SCLEROSING VARIANT OF PAPILLARY THYROID CARCINOMA - RARE SYNCHRONOUS MALIGNANCIES

Dr Chandana N *, Dr Amita K **

Postgraduate* Professor ** Department of Pathology, Adichunchangiri Institute of Medical Sciences, BG Nagara

INTRODUCTION :

- Synchronous tumours are defined as the occurrence of more than one tumour simultaneously or within a span of six months, having different histology and involving different organs.
- Here we report a rare occurrence of polymorphous low grade adenocarcinoma (PLGA) of minor salivary gland of cheek and sclerosing variant of papillary thyroid carcinoma (SV PTC) in a 70-year-old female

TUMOUR 1: A 70-year female presented with swelling over the right side of the cheek measuring 4 x 4 cm, well defined, firm and with smooth external surface. CT – ? Malignancy

Cheek mass

1. FNAC – papillae (Inset – endothelial traversing)

2. FNAC –Acinar pattern (Inset – normal acini)

3. FNAC – BM material & HG (Inset – cyst macrophages)

4. FNAC-mild nucleomegaly, nuclear crowding and overlapping.

Gross

FNAC DIAGNOSIS T 1: Low grade epithelial malignancy of salivary gland origin possibly PLGA

TUMOUR 2: Thyroid swelling was left sided measuring 3 x 3 cm, solitary and firm to hard, CT- Malignancy

Neck mass

9. FNAC – Papillae (Inset – intranuclear cytoplasmic inclusions)

10. FNAC- Metaplastic squamous cells (Inset – chewing gum colloid)

Gross

11. Section – Papillae, squamous metaplasia and sclerosis (Inset – high power – squamous metaplasia)

12. Section – Nuclear grooving, nuclear clearing (Inset – eosinophils)

FNAC DIAGNOSIS T 2: PTC

FD-SYNCHRONOUS MALIGNANCIES

HP DIAGNOSIS T 2: SV PTC

HP DIADNOSIS T 1: PLGA

Points to ponder:

- Chewing gum colloid mimics BM& HG
- NG and INCI seen in both
- Papillae and acini seen in both
- Distinction of 2 synchronous primary from mets of one to another is crucial

Conclusion : Although synchronous tumours of salivary gland is rare one has to be aware of the overlapping features of PLGA and SV PTC.

References:
 Krishnatreya M, Rahman T, Katak AC, Das A, Das AK, Lahkar K. Synchronous primary cancers of the head and neck region and upper aero digestive tract: defining high-risk patients. Indian journal of cancer. 2013 Oct 1;50(4):322.
 Chatur KR. Polymorphous low grade adenocarcinoma. Journal of Oral and Maxillofacial Pathology. JOMFP. 2015 Jan;19(1):77.
 McElvanna K, McCusker G, Shirling I. Diffuse sclerosing variant of papillary thyroid carcinoma—a rare cause of goitre in a young patient. The Ulster medical journal. 2007 May; 76(2): 113-5

POSTER PRESENTATIONS



Dr Amruthavani presented poster in KAPCON2020, 47th Annual conference of KCIAPM conducted online from 2nd to 4th October 2020

SYNCHRONOUS PRIMARY MALIGNANCY – A CASE OF PRIMARY CERVICAL SQUAMOUS CELL CARCINOMA AND RENAL CELL CARCINOMA.

Authors: Dr AMRUTHA VANI M.S*, Dr. ABHISHEK M.G**, Dr. RAKSHITHA K.B** and Dr. KUSUMA K.N**

*Post Graduate **Professor

Department of Pathology

Adichunchangiri Institute of Medical Science, Adichunchangiri University, BG Nagara, Mandya 571448

INTRODUCTION:

MULTIPLE PRIMARY MALIGNANCY

OCURRENCE OF TWO OR MORE DIFFERENT INVASIVE MALIGNANCIES

AT SAME TIME SYNCHRONOUS MULTIPLE PRIMARIES

DETECTED ONE AFTER THE OTHER METACHRONOUS MULTIPLE PRIMARIES

IN SAME PATIENT

- Development of sophisticated diagnostic tools made it possible for detection of synchronous malignancies.
- Here we report a rare case - patient presented with complaints suggesting Squamous cell carcinoma(SCC), on further evaluation found to have Renal cell carcinoma in right kidney.

CASE REPORT

- A 47-year-old female presented to obstetric department with complain of white discharge per vagina from past 2 months.
- On per speculum examination found to have a fungating growth around cervix which was painless and bleeds on touch.
- On radiological imaging showed incidental neoplastic lesion on right upper pole of kidney along with lesion in cervix.
- Radical Hysterectomy and Right nephrectomy specimen were sent to pathology department.

PATHOLOGY

GROSSLY, cervix showed large friable grey white exophytic growth protruding from external os measuring 4.5x3.5x2cm and nephrectomy specimen showed large irregular nodular grey white to grey yellow growth in upper pole measuring 6x5x4cm.

MICROSCOPICALLY, CERVIX- Moderately Differentiated Keratinizing Squamous Cell Carcinoma, TNM Stage- pT1b2, pN0, pMx. FIGO Stage-IB2 RIGHT KIDNEY- Renal Cell Carcinoma Clear Cell Type, Furman Nuclear Grading- G2. TNM Stage- pT1b, pN0, pMx.

Fig 1. Specimen shows grey white, exophytic growth at lower part of cervix extending upto external os measuring 4.5x3.5x2cm

Fig 2. Section studied shows stratified squamous epithelium with infiltrating tumor (original magnification 40x).

Fig 3. Smear studied shows tumor arranged in diffuse sheets, nests, and in singles. (original magnification 60x)

Fig 4. Smear studied shows individual tumor cells are round to polygonal, pleomorphic, high N:c ratio, hyperchromatic to vesicular nucleus, prominent nucleoli. Also shows keratin pearl (original magnification 100x)

Fig 5. Right nephrectomy specimen measuring 11x8x4.5cm. Cut surface shows irregular nodular grey white to grey yellow growth in upper pole measuring 6x5x4cm

Fig 6. Smear studied shows renal parenchyma with infiltrating tumour (original magnification 40x)

Fig 7. Smear studied shows tumor cells arranged in acini, sinusoidal and tubular pattern. (original magnification 60x)

Fig 8. Smear studied shows individual tumor cells are polygonal with small vesicular nuclei, slightly irregular nuclear membrane, prominent nucleoli and abundant amount of clear cytoplasm.

Discussions:

- Theodor Bilroth reported Multiple Primary Malignancy(MPM) in 1869.
- Warren and Gates defined MPM criteria as-Each malignancy should be distinct, histological documentation of each lesion and the possibility that one is metastasis of the other must be excluded.

Conclusions:

- During diagnosis of malignancy thorough examination should be done and Multiple Primary Malignancy should be kept in mind and rule out metastatic lesions

REFERENCES

- Warren S, Gates O. Multiple primary malignant tumors: a survey of the literature and statistical study. Am J Cancer. 1932;16:1358-414
- Das S. Synchronous and Metachronous Cancers: An Update. Ann Clin Case Rep. 2017;2: 1388.
- Ayhan A, Yalcin OT, Tuncer ZS, Gu'rgan T, Ku'cu'kali T. Synchronous primary Malignancies of the female genital tract. Eur J Obstet Gynecol Reprod Biol. 1992;45:63-6.

ACTIVITIES FROM BLOOD BANK



Dr Prakash had participated as blood bank officer at Blood donation camp at Channarayaopattana, Ganapathi temple on 19.9.2020.

Dr Prakash had participated as blood bank officer at Blood donation camp at AIMS YRC unit(Voluntary blood donors day)

Dr Prakash had participated as blood bank officer at Blood donation camp at Badrikoppalu Nagamangala, 29.11.2020

ACCOMPLISHMENTS



Dr Rakshitha HB, Assistant Professor was in Top 5 under paper presentation- Consultant category at 47th Annual conference of KCIAPM KAPCON-2020, conducted virtually from 2nd to 4th Oct 2020.

ADVANCE COURSE IN MEDICAL EDUCATION

Dr Amita K Submitted a proposal titled: **Effectiveness of Team Based Learning and case-based learning among students' academic performance among second year MBBS students of Pathology – A comparative study**

EXTRACURRICULAR ACTIVITIES



Dr Ramya Suresh

Dr Ramya Suresh, first year Postgraduate in Pathology, secured First Place in "Pathkalakar" dance competition organized for #KAPCON2020, the 47th annual conference of Karnataka chapter of Indian association of Pathologists and Microbiologists(KCIAPM) . The participants were asked to send the recorded videos of performances and the final decision was done by panel of experts.

Dr. Aniruna Dey, Asst Prof, ESIC Medical College Joka, Kolkata.. was Alumna of AIMS in Pathology has secured third place in the same competition



Dr Aniruna Dey

**ADICHUNCHANAGIRI
INSTITUTE OF MEDICAL
SCIENCES**

*(A constituent college of
Adichunchanagiri University)*



Chief Patron

Paramapoojya Jagadguru

Sri Sri Sri

Dr. Nirmalanandanatha

Mahaswamiji

Advisor

Dr. M.G Shivaramu.

Principal, AIMS

Chief Editor

Dr. D. Venkatesha

Professor & HOD

Editorial Board

Dr.Dhanalakshmi.T.A

Dr. Vijaya.S

Dr.Vidyasagar K.

Dr.Shwetha D C

Dr.Megha S

Dr Shakthi R

E-mail:microbiology@bgsaims.edu.in

MICRO BULLETIN

Department of Microbiology

The Department of Microbiology is having qualified, experienced, well trained and dedicated faculty. The department renders diagnostic services to Adichunchanagiri Hospital and Research Centre, along with teaching facilities to MBBS, Post graduate degree in Microbiology, Nursing and Paramedical courses.

The central laboratory is situated in AH& RC premises renders service round the clock in the diagnosis of infectious diseases by hosting various laboratory tests of bacteriology, serology and immunology, mycology and parasitology. Department is actively involved in hospital infection control/surveillance, setting guidelines for antibiotic policy and Biomedical Waste Management. NTEP and ICTC/HIV surveillance are attached to Microbiology section of central laboratory. Department of Microbiology established molecular laboratory for the testing of COVID-19 by RT-PCR. So far more than one lakh samples have been tested.

The department has organised guest lectures, continued medical education (CME) programmes and actively involved in research on various fields of Microbiology in co-ordination with other departments.



Our Team

Webinar-Series-1

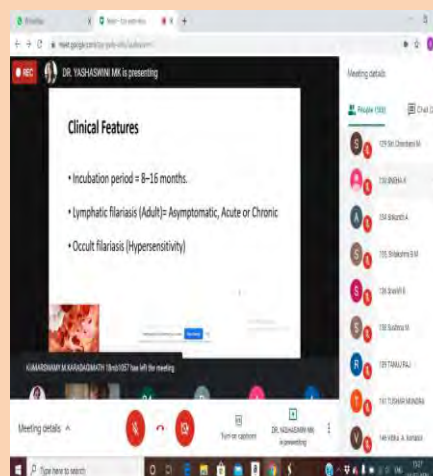
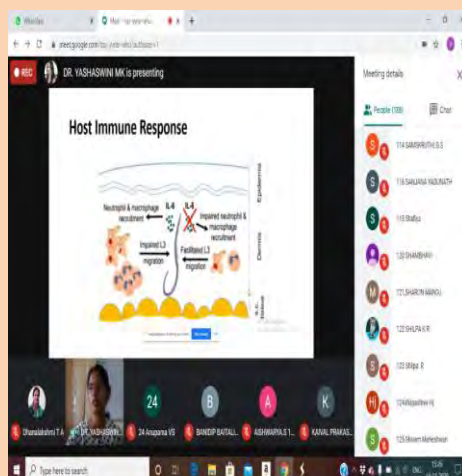
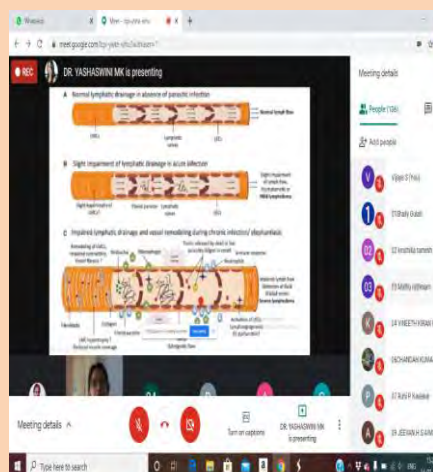
Webinar on “Somatic nematodes” (filarial worms) was organized by Department of Microbiology, AIMS, B G Nagara on 14-07-2020 from 3.00 pm to 04.00 pm using Google Meet platform. **Dr. Yashaswini M K**, Assistant Professor of Microbiology, Rajarajeshwari Medical College & Hospital, Bengaluru was the guest speaker and she is the alumni of the AIMS. The programme was attended by nearly 140 MBBS students and teaching faculty of the department.

Dr. Dhanalakshmi T A Professor, Department of Microbiology welcomed the gathering and introduced the speaker.

The topic for guest lecture was “**Somatic nematodes**” (**filarial worms**). Guest speaker highlighted on classification of filarial worms and explained the morphology, lifecycle, clinical features, laboratory diagnosis, treatment and prevention of filarial worms with videos and images. The session was followed by an interaction.

The webinar programme was concluded with vote of thanks by Dr. Dhanalakshmi T A.

The participants appreciated the topic, quality of the lecture and arrangements.



Webinar-Series-2

International Webinar on “Hepatitis Viruses” was organized by Department of Microbiology, AIMS, B G Nagara on 25-08-2020 from 3.00 pm to 04.00 pm using Google Meet platform. **Dr. Basavaraju C H**, Assistant Professor of Microbiology, College of Medicine IAU University Dammam, Kingdom of Saudi Arabia was the guest speaker. The programme was attended by nearly 150 MBBS students and teaching faculty of AIMS.

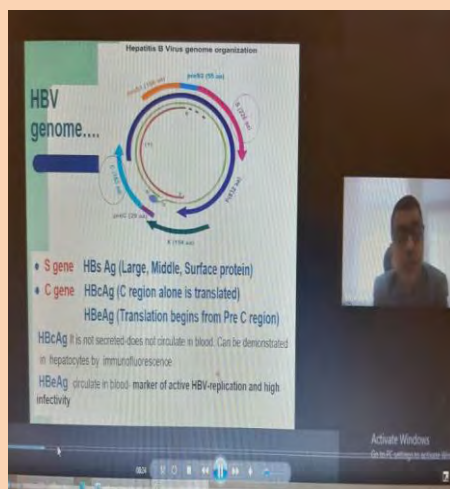
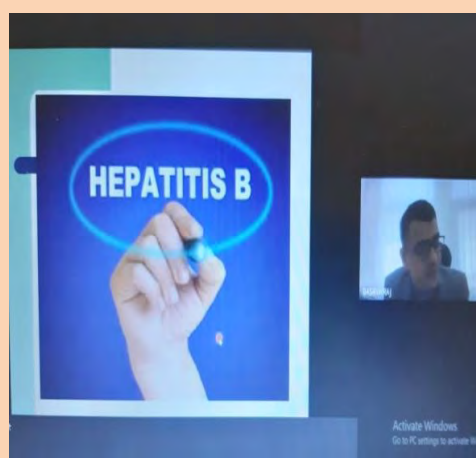
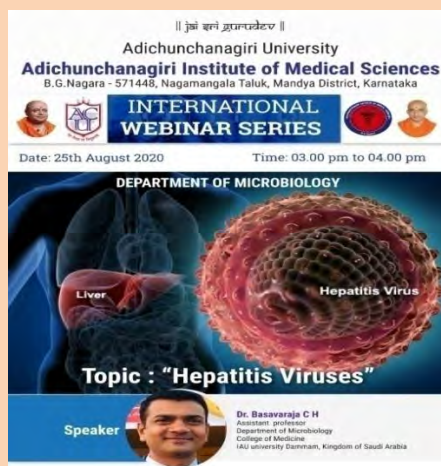
Dr. Dhanalakshmi T A Professor, Department of Microbiology welcomed the gathering.

Dr. Venkatesha D Professor & Head, Department of Microbiology introduced the speaker.

The topic for guest lecture was **“Hepatitis Viruses”**. Guest speaker highlighted the Global burden of hepatitis viruses and explained the classification, morphology, multiplication, pathogenesis, clinical features and laboratory diagnosis of hepatitis viruses with brief note on treatment and preventive aspects including hepatitis B vaccination. The session was followed by an interaction.

The webinar programme was concluded with vote of thanks by Dr. Venkatesha D.

The participants appreciated the topic, quality of the lecture and arrangements.



Properties	HAV	HBV	HCV	HDV	HEV
Envelope	No	Yes (HBsAg)	Yes	Yes (HBsAg)	No
Genome	ssRNA	dsDNA	ssRNA	ssRNA	ssRNA
Stability	Heat and acid stable	Acid-sensitive	Ether-sensitive, acid-sensitive	Acid-sensitive	Heat-stable
Onset	Incubous	Incubous	Incubous	Incubous	Incubous
Age	Children, young adults	Young adults, babies, toddlers	Any age, but more common in adults	Any age (similar to HBV)	Young adults (20-40 years)
Route	Faecal-oral	Blood, MO, Sexual, Vertical	Blood, MO, Sexual, Vertical	Blood, MO, Sexual, Vertical	Faecal-oral

Webinar-Series-3- “LOUIS PASTEUR DAY”


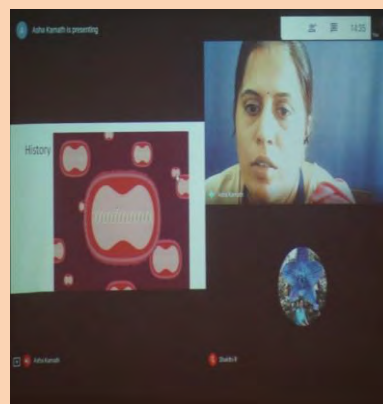

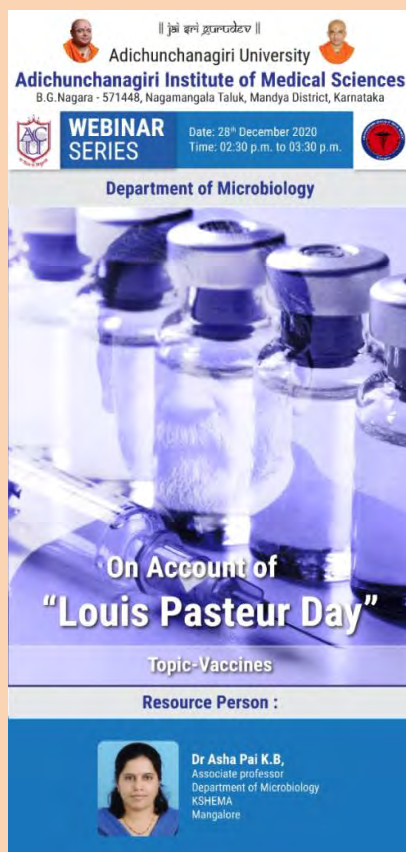
Webinar on “Vaccines” on account of **Louis Pasteur day** was organized by Department of Microbiology, AIMS, B G Nagara on 28.12.2020 from 02.30 pm to 03.30 pm by using Google Meet platform. **Dr. Asha Pai K.B, Associate Professor**, Department of Microbiology, K.S. Hegde Medical Academy (KHEMA) Mangalore was the guest speaker. The function was attended by nearly 125 MBBS students and teaching staffs of the department.

Dr. Vijaya S Associate Professor, Department of Microbiology welcomed the gathering and introduced the guest speaker.

The topic for guest lecture was **“Vaccines”**. Guest speaker explained the various types of Vaccines, routes of administration & phases in Clinical trials. She also gave an update on COVID-19 vaccine. The session was followed by an interaction.

The webinar programme was concluded with vote of thanks by Dr. Vidyasagar K, Assistant Professor.

The participants appreciated the topic, quality of the lecture and arrangements





MOLECULAR LABORATORY – COVID-19 TESTING CENTRE

No of Samples tested by RT-PCR- 100561
(from July 3rd 2020 to December 31st 2020)

Positive -**5835**
Negative -**94726**

No of Samples tested by RAT test (Rapid antigen test) - 10025
(from August 15th 2020 to December 31st 2020)

Positive - **466**
Negative - **9609**



PUBLICATION

Shakthi R, Venkatesha D, Comparative Evaluation of Different Microscopic Techniques and Culture Media for the Isolation of Dermatophytes. J Microbiol Relat Res. 2020;6(1):5–8

ONGOING RESEARCH PROJECTS IN MICROBIOLOGY

1. The study of bacteriological profile, antibiogram and biofilm formation of wound infection isolates. (Completed not yet published) Dr. venkatesha D, Dr. Dhanalakshmi T A, Dr. Shakthi R
2. Bacteriological profile of Hospital acquired infections and their antibiotic resistance patterns. Dr. Dhanalakshmi T A Dr. Vidyasagar K Dr. Venkatesha D
3. Detection of antimicrobial property of the green leafy vegetable by agar well method using reference gram positive and gram negative bacteria. Dr. Dhanalakshmi T A (Co-Investigator)
4. Impact of an orientation programme on attitude of undergraduate medical students towards undertaking of Indian council of Medical Research- short Term Studentship programme. Dr. Dhanalakshmi T A (Co-Investigator)
5. Comparison of efficacy of fine needle aspiration and fluid cytology and CBNAAT in diagnosis of extrapulmonary tuberculosis Dr. Dhanalakshmi T A (Co-Investigator) (ACU grants)
6. Synthesis of novel piperazine based chemical library and enumeration of its antimicrobial potency c Dr. Dhanalakshmi T A (Co-Investigator) (ACU grants)
7. Antibody titres to Hepatitis B surface antigen among Hepatitis B vaccinated medical students. Student project –ACU grants) Dr. Dhanalakshmi T A (Co-Investigator)
8. Prevalence of Carbapenem Resistant Enterobacteriaceae in a tertiary care teaching hospital (**Yet to receive IEC**) Dr. Dhanalakshmi T A
9. In Vitro Activity of Fosfomycin among Uropathogens in a Rural Tertiary Health care Center. Dr. Vijaya S
10. Study of Asymptomatic bacteria in pregnant women attending tertiary care hospital. Dr. Vidyasagar K
11. Microbiological profile of CSOM and their antibiogram in a rural tertiary care hospital. Dr. Shwetha DC
12. Identification and Antifungal Susceptibility of Candida species isolated from various clinical samples at a tertiary care hospital Dr. Shwetha D C
13. Occurrence of Teicoplanin resistance among Staphylococcus isolates. Dr. Megha S
14. “An analysis of the viral load and antibodies in patients with COVID-19 infections of varying severity and during convalescence” Dr. Megha S

15. Evaluation of antimicrobial activity of Ethanolic leaf extracts of Azadirachta Indica (Neem) on Clinically important organisms. Dr Megha S
16. Detection of biofilm production and antibiotic resistance pattern in clinical isolates from orthopedic implant associated infections. Dr. Shakthi R
17. Linozolid resistance among staphylococcal isolates in a tertiary care hospital. Dr. Shakthi R
18. Prevalence of Methicillin resistant staphylococcus aureus among health care workers in a tertiary care hospital Dr. Shakthi R

ONLINE PROGRAMMES ATTENDED BY DEPARTMENT STAFF

1. MENDELEY –Beyond reference Management Tool organised by AIMS Library & IQAC on 10.7.2020
Dr. Dhanalakshmi T A
2. Virtual Symposium on “ E Learning Development, Delivery and Assessment” organised by Sri Siddhartha Institute of Medical Sciences & Research Centre, T Begur, Bengaluru Rural on 23rd to 25th July 2020 Dr. Dhanalakshmi T A, Dr. Shwetha D C
3. “Geospatial Technologies for better governance” (Geotagging) organised by BGSIT & ACU & IQAC on 28.07.2020 Dr. Venkatesha D, Dr. Dhanalakshmi T A, Dr. Vijaya S, Dr. Shakthi R
4. “World Hepatitis Day” organised by Manipal Institute of Virology MAHE, Manipal on 28.7.2020
Dr. Shakthi R
5. Sensitization National Tuberculosis Elimination Programme (NTEP/RNTCP) revised technical & operational Guideline on 31.7.2020 Dr. Dhanalakshmi T A
6. Online Faculty Development Programme on “ Digital Classroom Advanced” jointly organised by computational Intelligence research foundation Chennai & Sri Siddhartha Institute of Medical Sciences and Research Center Tumkur on 10th to 14th August 2020 Dr. Dhanalakshmi T A
7. “Good Clinical Practice Training Workshop” organised by AIMS Institutional Ethics committee and Department of Pharmacology in association with Indian Society for Clinical Research (South chapter) on 14th to 16th September 2020 Dr. Venkatesha D, Dr. Dhanalakshmi T A, Dr. Vijaya S, Dr. Vidyasagar K, Dr. Shwetha D C, Dr. Megha S, Dr. Shakthi R
8. Sensitization Programme for AIMS Interns Webinar on Programmatic updates on TB (National Induration Elimination P programme) organised by Department of Community Medicine on 24.9.2020
Dr. Dhanalakshmi T A, Dr. Shakthi R
9. International Webinar on Backbone of Biomedical Research organised by Adichunchanagiri University on 29.9.2020 Dr. Venkatesha D Dr. Dhanalakshmi T A

10. National food exhibition organised by dept of community medicine in association with NSS AIMS unit & women & chief welfare department Nagamangala Division on 21.09.2020 Dr. Venkatesha D Dr. Dhanalakshmi T A
11. International Webinar Series “Biostatistics-Backbone of Biomedical Research” Speaker: Prof. Dr. H.N. Nagaraja, The Ohio State University, Columbus, USA Conducted on 29.9.2020 Dr. Venkatesha D, Dr. Dhanalakshmi T A, Dr. Vijaya S, Dr. Vidyasagar K, Dr. Shwetha D C, Dr. Megha S, Dr. Shakthi R
12. Webinar Series Internal Quality assurance Cell-AIMS “ Introduction to ISO 9001: 2015 AND Implementation Process” Speaker Ms. Archana Singh, Qualified Lead Auditor for QMS, EMS, OHSAS TNV Certification Pvt. Ltd, India conducted on 09.10.2020 Dr. Venkatesha D, Dr. Dhanalakshmi T A, Dr. Vijaya S, Dr. Vidyasagar K, Dr. Shwetha D C, Dr. Megha S, Dr. Shakthi R
13. Webinar on “ The teaching of microbiology; Transitioning to the new CBME curriculum organised by the Orient Black swan Team- publishers on 10.10.2020 Dr. Dhanalakshmi T A
14. Webinar Series on World Food Day 2020 Theme-“ Grow, Nourish, Sustain Together (“Your home, Your garden and Your food”) Speaker Dr. C.A. Deepak Organised by Dept. of Biochemistry and Dept. of Physiology In association with NSS, AIMS on 16.10.2020 Dr. Venkatesha D, Dr. Dhanalakshmi T A, Dr. Shwetha D C, Dr. Megha S, Dr. Shakthi R
15. A Sensitization Program on AIMS-Skill and Simulation Lab. Speaker Dr. Vinay S Bhat Associate professor Organised by Dept. of ENT, AIMS on 05.11.2020 Dr. Venkatesha D, Dr. Dhanalakshmi T A, Dr. Vijaya S, Dr. Shwetha D C, Dr. Megha S, Dr. Shakthi R
16. Synopsis Writing Workshop for MD/MS postgraduate students of 2020-21 batch organised by Scientific Committee AIMS, Delinked talk on ‘Introduction & Need for study’ & on Group dynamics on 10.11.2020 & 11.11.2020 Dr. Dhanalakshmi T A
17. Demonstration by Med-whiz team on learning & teaching model on 24.11.2020 attended by Dr. Venkatesha D, Dr. Dhanalakshmi T A, Dr. Vijaya S
18. “ National Disability Day” on 10.12.2020 attended by Dr. Venkatesha D

WORKSHOP ATTENDED BY STAFF

Workshop for training of Internal Auditors as part of ISO-9001-2015 requirement organized by IQAC AIMS, B.G. Nagara on 21.12.2020 & 22.12.2020 attended by Dr. Dhanalakshmi T A, Dr. Vijaya S

ACADEMIC ACTIVITIES

1. Online Practical class started from 13.7.2020
2. Online Theory Internal Assessment test Conducted on 28.11.2020
3. Practical Internal Assessment test scheduled on 04.01.2021 to 07.01.2021
4. RGUHS MBBS phase-II Practical and viva- voce examination was conducted on 9.12.2020



॥ ज्ञेयो इहमे ह्युपपदेष्ट ॥

ADICHUNCHANAGIRI UNIVERSITY

ADICHUNCHANAGIRI INSTITUTE OF MEDICAL SCIENCES

A constituent college of Adichunchanagiri University



Let the discussion begin here...

FORUM



NEWS LETTER - DEPARTMENT OF FORENSIC MEDICINE & TOXICOLOGY

Patron

Parama poojya Jagadguru

Sri Sri Sri

Dr Nirmalanandanatha

Mahaswamiji

Advisor

Dr M G Shivaramu

Professor & Principal AIMS

Editor

Dr Kumar U

Professor & Head

Dr Vijay Kumar A G

Associate professor

Dr Somashekar C

Assistant Professor

Dr Chinmayi Y

Assistant Professor

Dept. of Forensic

Medicine

email:

fm@bgsaims.edu.in

Follow us in

Facebook@forensicaims



Covid-19 Vaccine: All you need to know...

The COVID vaccine was launched on 16th January, 2021. The first group includes healthcare and frontline workers. The second group to receive COVID 19 vaccine will be persons over 50 years of age and persons under 50 years with comorbid conditions.

Vaccination for COVID-19 is voluntary. However, it is advisable to receive the complete schedule of COVID-19 vaccine for protecting one-self against this disease and also to limit the spread of this disease to the close contacts including family members, friends, relatives and co-workers.

Vaccines will be introduced in the country only after the regulatory bodies clear it based on its safety and efficacy.

It is advisable to receive complete schedule of COVID vaccine irrespective of past history of infection with COVID-19. This will help in developing a strong immune response against the disease.

The safety and efficacy data from clinical trials of vaccine candidates are examined by Drug regulator of our country before granting the license for the same. Hence, all the COVID-19 vaccines that receive license will have comparable safety and efficacy. However, it must be ensured that the entire schedule of vaccination is completed by only one type of vaccine as different COVID-19 vaccines are not interchangeable.

The COVID-19 vaccine introduced in India will be as effective as any vaccine developed by other countries. Various phases of vaccine trials are undertaken to ensure its safety and efficacy.

Persons with one or more of these comorbid conditions are considered high risk category. They need to get COVID-19 vaccination.

COVID vaccine will be introduced only when the safety is proven. As is true for other vaccines, the common side effects in some individuals could be mild fever, pain, etc. at the site of injection. States have been asked to start making arrangements to deal with any Covid-19 vaccine-related side-effects as one of the measures towards safe vaccine delivery among masses.

DR M G SHIVARAMU
PROFESSOR & PRINCIPAL
AIMS.

EDITOR'S DESK

FELICITATION CEREMONY - 10 YEARS OF EXCELLENCE - Dr M G SHIVARAMU





The year 2020 , as we all know, was the year of COVID PANDEMIC and uncertainties'. It gives me immense pleasure to release the concluding edition of 2020 Newsletter sharing the activities of the Department.

COVID-19 affected all sections of population in various ways reflecting the unprecedented crisis mankind had to endure.

Expectedly, the routine Academic, clinical and other activities of the Institution and our Department were disrupted. However, under the able guidance and vision of our beloved Principal, we were able to carry forward and continue the Teaching learning activities for the Students uninterruptedly leveraging Technology by conducting Online Synchronous and Asynchronous classes. Webinars of significant topics of interest were continued through virtual platforms, eliciting an enthusiastic response from various faculty and Students. Another highlighting feature from the department during the pandemic was the management of Autopsies in the backdrop of Government directives. Our Department was in the forefront among very few centers in Karnataka that had conducted Autopsies on COVID-19 positive dead bodies, taking all precautions and safety measures as per the SOP's.

I take this opportunity to congratulate heartily our ever-loving guide, DR M G SHIVARAMU, for successfully completing a decade of excellence as Principal of AIMS. I wish him many more successful years in all his future endeavors and carrying forward the Institution to new heights with his untiring efforts. I also acknowledge and thank all the staff of the Department for their efficient and commendable work done during the pandemic times.

DR KUMAR U

PROFESSOR AND HEAD
DEPARTEMNT OF FORENSIC
MEDICINE & TOXICOLOGY

PUBLICATIONS

1. Shivaramu MG. Covid-19 and Sudden Death with Pulmonary Manifestations- A Case Report. Int J Forens Sci 2020, 5(4): 000212.
2. Kumar U. 105): Acute Kidney Injury in Snake Bite Cases–A Cross-Sectional Study. J Forensic Res Crime Stud 5: 1-4.
3. Vijay KAG. Determination of gender by comparative study of orbits. JFCI 2020:1(3):1-3.
4. Chinmayi Y. A Study on Socio demographic profile of the victims of sexual offences. A retrospective study. Medico legal update: Oct-Dec2020:20(4):2369-73.

ACADEMIC ACTIVITIES

- All staff attended state webinar series CBME curriculum implementation in Forensic Medicine from 5/9/20 to 12/9/20 organised by KAMLS and Dept of FMT, Yenepoya Medical college.
- All staff attended national CME on ethical, legal, and educational challenges during Covid-19 Pandemic on 21/09/2020 organised by KMC, Mangalore
- Dr. Somashekar C and Dr. Chinmayi Y attended CISP-II program from 27-08-20 to 28-08-20 conducted by MEU, AIMS in association with MCI nodal centre, St. John's Medical College.
- Participated in Good clinical Practice training workshop from 14/09/20 to 16/09/20, as a part of Faculty Development Program organized by AIMS IEC and department of Pharmacology.
- Participated in a panel discussion on medical and law: transgender issues held on 23/09/20



INTERNATIONAL WEBINAR ON 'BRAIN DEATH AND ORGAN TRANSPLANTATION – A BIRD'S EYE VIEW' Organized by dept of Forensic Medicine on 21st July 2020.

A Webinar series 3-International Webinar on 'Brain death and organ Transplantation ' was organized by Department of Forensic Medicine as a part of Forensic Webinar series. Dr. Varun Pai, Associate Professor and Head, Forensic Medicine Unit, Faculty of Medicine, AIMST University, Kedah, Malaysia was the first resource person. He is a distinguished speaker, author and Teacher with ten plus years of experience. Mrs. Ranjini, Project Manager and regional Head/Co-ordinator, MOHAN FOUNDATION (a prominent NGO established since 22 years doing yeomen service in the field of Human organ Donation and Transplantation) was the second Resource person.

The webinar was conducted with the objective of sensitizing and creating awareness for Human organ Donation and Transplantation among the UG students and Faculty as part of best practices and Social Responsibility of the institution and University as a whole. The Interactive Live Webinar started with the introductory remarks and a keynote address by Dr. M G Shivaramu, Principal and Dean of Health Sciences, ACU. The Speakers highlighted the importance of Organ donation and transplantation in saving many precious lives and the development of awareness regarding Brain death and subsequent harvesting/retrieval of viable organs for transplantation thereby increasing the conversion rates to organ donation.

The interactive Webinar was delivered using Google Meet platform. The session was completed in an hour and was attended by 154 UG students, faculty from JSS Medical College, KS Hegde Medical College, and faculty of AIMS, B G Nagara. Students were given the

opportunity to interact with the speaker during the Q and A session which benefited the students. Faculty also interacted with the Speaker with fruitful discussions. Closing remarks and vote of thanks was delivered by Dr. Somashekar. Feedback about the Webinar session was taken at the end of session through Google forms from all students which were highly positive and encouraging.



|| ಜೆಂ ಇಂ ಶುಭವೇಶ ||

Adichunchanagiri University

ADICHUNCHANAGIRI INSTITUTE OF MEDICAL SCIENCES

B.G.Nagara, Nagamangala, Mandya



Cohort

Department of Community Medicine Biannual Department Newsletter

Chief Patron

Paramapoojya

Sri Sri Sri Nirmalanandanatha

Mahaswamiji

Chief Advisor

Dr Shivaramu M.G,

Principal, AIMS

Editor in Chief

Dr. Basavaraj M Ingalgeri

Professor and Head,

Dept. of Community Medicine

Editors

Dr Radha R,

Professor

Dr Shashikiran M,

Associate Professor

Editor In-Charge

Dr Vinayak H. Kashyap,

Assistant Professor,

Dept. of Community Medicine

Assistant Editors

Dr Sheethal M P,

Associate Professor

Dr Shashikantha S. K.,

Associate Professor

Dr Raghavendra SK,

Assistant Professor

Dr Manuja L M,

Assistant Professor

Mrs Veena N H,

Statistician

Dr Prabhudev,

MSW

Mr. Yatheesh,

MSW

EDITORIAL

Message from editor in chief,,

I am pleased to bring out our biannual department newsletter "Cohort" which includes various activities carried out in between July 2020 to December 2020. The department of Community Medicine, under the able guidance of Dr Shivaramu M G, Principal, Adichunchanagiri Institute of Medical Sciences, has hosted many academic workshops, Health education programmes, Guest lectures and most importantly various activities related to COVID 19 awareness.

I thank my department staff for their contribution and immense support in enriching the academic discipline, with numerous Community health programmes, representation in CMEs, workshops, Conferences also in their contribution towards the global pandemic COVID 19. Though COVID19 challenged us in conducting workshops, conferences, and group activities, we took it as an opportunity to create awareness among the community by organizing various health talks, field visits and awareness talks.



Contents

Sl no	Activity	Page no
1	Health awareness activities	5 to 42
2	Conferences attended	43
3	Presentations	44
4	Publications	45
5	Workshop	46
6	Other activities	47 to 49

Health awareness activities:

The various health awareness activities which includes celebrating important health days, awareness talks and surveys, camps conducted are listed below month wise starting from July 2020 to December 2020. Due to COVID situation health awareness talks and conducting camps were not possible due to restriction in mass gathering and various other protocols towards prevention of covid 19.

The months of July, August and September mainly involved house visits of various villages which comes under the field practice area of PHC's Adichunchanagiri, Bhendingnavale and CHC Bellur, under the department of Community Medicine. The main objective of the activities undertaken in these three months was to create awareness among the community regarding COVID19. Activities like distribution of mask were also undertaken under the leadership of Dr. Raghavendra, Assistant Professor/Medical Officer of CHC Bellur.

Gradually in the next three months health awareness activities kick started and main focus was on awareness towards COVID 19 and observing important health days and organising health talks.

Awareness programme on HIV - AIDS for degree college students Date: 28-02-2020

July 2020: Health awareness activities

Various villages under our filed practice areas were visited by Dr.M.C.Prabhudeva, Mr.Yathish.B.R., supported by the anganwadi workers and ASHA workers and with special help by Interns posted in the department of Community Medicine.

This team created awareness mainly on stay at home, social distancing, importance of mask and symptoms and prevention of Corona through audio and pamphlets. Conducted survey on COVID – 19 in rural community, Asha workers and Anganawadi workers involved in this survey program. Interns interacted with rural people and completed Google form on COVID -19.



Covid awareness and thermal test for SSLC students and their parents at Exam centre, Bhakthanatha School, B.G.Nagara



COVID – 19 awareness in rural community

August 2020: Health awareness activities

Various villages under our filed practice areas were visited by Dr.M.C.Prabhudeva, Mr.Yathish.B.R., supported by the anganwadi workers and ASHA workers and with special help by Interns posted in the department of Community Medicine.

This team created awareness mainly on stay at home, social distancing, importance of mask and symptoms and prevention of Corona through audio and pamphlets. Conducted survey on COVID – 19 in rural community, Asha workers and Anganawadi workers involved in this survey program. Interns interacted with rural people and completed Google form on COVID -19.



N.G.O. meeting at Nagamangala



Covid 19 awareness and survey

Malnutrition and Health Awareness programme

September 2020: Health awareness activities

Various villages under our filed practice areas were visited by Dr.M.C.Prabhudeva, Mr.Yathish.B.R., supported by the anganwadi workers and ASHA workers and with special help by Interns posted in the department of Community Medicine.

This team created awareness mainly on stay at home, social distancing, importance of mask and symptoms and prevention of Corona through audio and pamphlets. Conducted survey on COVID – 19 in rural community, Asha workers and Anganawadi workers involved in this survey program. Interns interacted with rural people and completed Google form on COVID -19.





Covid-19 awareness and survey

October 2020: Health awareness activities

Masks distribution

Venue : CHC., Bellur
Topic : Covid awareness

Date: 01-10-2020,
Audience : ASHA workers and Masks distribution

Organized by Department of Community Medicine, AIMS, CHC., Bellur and Mithra Foundation, Bangalore.

Speakers:

1. Dr.Raghavendra S.K, Asst. Prof., Dr. Prabhudeva M C, Mr Yathish B.R Medico Social Worker, Department of Community Medicine, AIMS, Dr.Manjula and C.H.C staff

Dr.Raghavendra.S.K. spoke about prevention of Covid virus and importance of Masks and also he explained types of Masks. Finally distributed masks to all ASHA workers from CHC, Bellur and PHC, A.C.Giri. Dr.Manjula spoke about Mithra foundation. Dr.Prabhudeva M.C. welcomed the guests and others. Mr.Yathish B.R. was also present in this programme. CHC Health staff also got benefited.



GANDHI JAYANTHI

Venue : CHC., Bellur
Topic : Gandhi Jayanthi

Date: 02-10-2020,
Audience : ASHA workers and dustbin distribution

Organized by Department of Community Medicine, AIMS, CHC, Bellur and NSS Unit, AIMS

Speakers:

1. Dr.Sheethal.M.P, Associate Professor, Dr.Raghavendra S.K, Asst. Prof., Dr. Prabhudeva M C, Mr Yathish B.R Medico Social Worker, Department of Community Medicine, AIMS.

Dr.Raghavendra.S.K. spoke about principles of Mahathma Gandhi and Swachatha Andolana. Dr.M.C.Prabhudeva spoke about Mahathma Gandhi's concept of health and education. Dr.Sheethal.M.P, Associate Professor distributed big dustbins to CHC. Bellur, from NSS unit, AIMS. Mr.Yathish.B.R. was also present. The Representative of Youth Red Cross, AIMS Unit was also present.



International older person Day

Venue : CHC., Bellur

Topic : International older

Date: 08-10-2020,

Audience : ASHA workers person Day

Organized by Department of Community Medicine, AIMS and CHC, Bellur

Speakers:

1. Dr. Radha.R., Professor, Dr.Shashikiran.M, Dr.Sheethal.M.P. and Dr.Shashikantha.S.K., Associate Professors, Dr.Raghavendra S.K, Dr.Manuja.L.M., Asst. Professors, Dr. Prabhudeva M C, Mr Yathish B.R Medico Social Workers, Department of Community Medicine, AIMS.

Dr. Radha.R., Professor, Dr.Shashikiran.M, Dr.Sheethal.M.P. and Dr.Shashikantha.S.K., Associate Professors, Dr.Raghavendra S.K, Dr.Manuja.L.M., Asst. Professors were interacted with older persons, mainly concentrated Social, Health and emotional problems. ASHA workers were participated and helped to group discussion. Dr. Prabhudeva M C, Mr Yathish B.R Medico Social Workers, Department of Community Medicine, AIMS were coordinated to the same.



T.D. Injection Programme

Venue : Chakenahalli

Date: 13-10-2020,

Topic : T D Injection to 1st standard, 5th standard and SSLC students

Organized by Department of Community Medicine, AIMS and CHC, Bellur

Speakers:

1. Mr Yathish B.R Medico Social Worker, Department of Community Medicine, AIMS and CHC Staff.

Conducted Tetanus and Diphtheria injection programme at AIMS Quarters, BG Nagara, since there were no classes because of School holidays during Covid-19. Mr Yathish B.R Medico Social Worker, Department of Community Medicine, AIMS, CHC Staff and ASHA workers were present.



Observation of World Students Day October 15, 2020

**If parents and teachers show the required dedication to shape the lives of the young,
India would get a new life."**

The birth anniversary of former President APJ Abdul Kalam on October 15 is observed as World Students day. Dr Kalam was a great teacher, an eminent scientist and a great statesman. The former president believed, "The aim of the teacher should be to build character, human values, enhance the learning capacity of children through technology and build the confidence among children to be innovative and creative which in turn will make them competitive to face the future." Hence on the occasion of students day, NSS, YRC in association with Student support cell, AIMS had organised programme on "Promotion of mental health and well being" for teachers at BGS model public school, BG Nagara. Programme started with the introduction by Dr Sheethal MP, Coordinator, NSS followed by a short talk on "9 simple steps for promotion of mental health" by Dr Manuja LM, Coordinator, Student support cell.

School teachers were very enthusiastic and interactive during the session. Second session was conducted by Dr Sheethal - An activity on self esteem using life skills approach and another activity on "Empathy" which involved active participation of teachers.

Third session was "Demonstration of Hand wash technique" by Dr Shilpa, NSS member, Assistant professor, Department of Biochemistry following which the participants were divided into 5 groups with each team headed by Dr Radha R, Professor, Dr Thejaswi HL, Associate Professor, Dr Sheethal MP, Dr Shilpa and Dr Manuja. Small group discussion was conducted for each group on "Promotion of Mental health using life skills approach". Programme ended with group photo and vote of thanks.



Group photo including resource persons and audience



Short lecture on "9 simple steps for promotion of mental health" by Dr Manuja.



Small group discussion on "Promotion of Mental health using life skills approach"

Nutrition Programme

Venue : Anganawadi centre, Thirumalapura
Topic : Nutrition

Date: 23-10-2020,
Audience : Anganawadi workers

Organized by Department of Community Medicine, AIMS

Speakers:

1. Dr. Sheethal.M.P., Associate Professor, Dr. Prabhudeva M C, Mr Yathish B.R Medico Social Workers, Department of Community Medicine, AIMS and CHC Staff.

Dr. Sheethal.M.P, Associate Professor spoke about importance of nutritional food for pregnant women, Lactating mothers and 0-5 years children. She also explained importance of green leafy vegetables and yellow fruits. Dr. Prabhudeva.M. C. spoke about superstitious associated with food habits in rural area. Mr. Yathish.B.R. was also present. Smt. Divya, ICDS Supervisor was also present.



World Polio Day

Venue : CHC, Bellur
Topic : Polio

Date: 24-10-2020,
Audience : ASHA workers

Organized by Department of Community Medicine, AIMS and CHC, Bellur

Speakers:

1. Dr.Raghavendra.S.K., Asst. Professor Mr Yathish B.R Medico Social Worker, Department of Community Medicine, AIMS and CHC Staff.

Dr.Radhavendra.S.K, Asst. Professor and Administrative Medical Officer, CHC, Bellur spoke about importance of Pulse polio vaccine and role of ASHA workers to success pulse polio programme for below 5 year children. Mr.Yathish.B.R. was also present. CHC staff and ASHA workers were participated.



T.B. Awareness programme

Venue : CHC., Bellur
Topic : T.B. awareness

Date: 05-11-2020,
Audience : ASHA workers

Organized by Department of Community Medicine, AIMS, and CHC., Bellur.

Speakers:

2. Dr. Basavaraj.M.Ingalgeri, Prof. & Head, Dr. Sheethal.M.P., Dr. Shashikantha.S.K., Assoc. Professors., Dr.Raghavendra S.K, Asst. Prof., Dr. Prabhudeva M C, Mr Yathish B.R Medico Social Workers, Department of Community Medicine, AIMS, Mr.Basappa, Sr. T.B.Supervisor, T.H.O. Office, Nagamangala.

Dr.Basavaraj.M.Ingalgeri inaugurated the T.B.awareness programme with lighting the lamp. Dr.Shashikantha.S.K. spoke about prevention of T.B., symptoms of T.B. and multi drug therapy for T.B. patients. Dr.Raghavendra.S.K. clearly spoke about practical difficulties in T.B.treatment and he also explained the role of ASHA workers in M.D.T. through CHC, Bellur. Mr.Basappa spoke about technical aspects of T.B.treatment. Dr.Prabhudeva.M.C. welcomed the guest and narrated the complete programme. Dr.Sheethal.M.P., Assoc. Prof., Mr.Yathish B.R., CHC staff and ASHA workers were present.



T.D. Injection Programme

Venue : AIMS Quarters, BG Nagar

Date: 07-11-2020,

Topic : T D Injection to 1st standard, 5th standard and SSLC students

Organized by Department of Community Medicine, AIMS and CHC, Bellur

Speakers:

2. Dr. Prabhudeva M C, Mr Yathish B.R Medico Social Workers, Department of Community Medicine, AIMS and CHC Staff.

Conducted Tetanus and Diphtheria injection programme at AIMS Quarters, BG Nagara, since there were no classes because of School holidays during Covid-19. Dr. Prabhudeva M C, Mr Yathish B.R Medico Social Workers, Department of Community Medicine, AIMS, CHC Staff and ASHA workers were present.



Health Camp – Covid-19

Venue : Chakenahalli
Topic : Health camp

Date: 11-11-2020,

Organized by Department of Community Medicine, AIMS and CHC, Bellur

Speakers:

1. ,Mr Yathish B.R Medico Social Workers, Department of Community Medicine, AIMS and CHC Staff.

Conducted health camp for rural community at Chakenahalli village, Bellur Hobli, Nagamangala Taluk. CHC staff was present. Rural people benefited from health camp.



Covid-19 Test for Faculties

Venue : BGSIT & BGS Polytechnic
Topic : Covid test

Date: 18-11-2020,

Organized by Department of Community Medicine, AIMS and CHC, Bellur

Speakers:

1. Dr.Shashikiran.M.Associate Professor, Dr Ragavendra S K AMO CHC Bellur, Dr. Prabhudeva M C, Mr Yathish B.R Medico Social Workers, Department of Community Medicine, AIMS and CHC Staff.

Conducted Covid test programme for teaching and non-teaching faculty of BGSIT & BGS Polytechnic, B.G.Nagara-571 448. Professor Ramu, Principal of BGS Degree College, Mr.Girianna, Principal of BGS Polytechnic and Mr.Kumar, Physical Director were present.



HIV/ AIDS Awareness programme

Venue : BGS Polytechnic, B.G.Nagara

Topic : HIV/ AIDS awareness

Date: 01-12-2020,

Audience : Faculty & students

Organized by Department of Community Medicine, AIMS, and BGS Polytechnic, B.G.Nagara

Speakers:

3. Dr.Shashikiran.M., Associate Professor,
4. Dr.M.C.Prabhudeva, M.S.W.,
5. Mr.Nagaprakash, Counsellor, ART, AIMS

Mr.Giriyanna, Principal, BGS Polytechnic, B.G.Nagara introduced and welcomed the guests. Dr.Shashikiran.M., Associate Professor of Community Medicine spoke about definition of HIV/ AIDS. Also he explained symptoms of HIV/ AIDS, ART treatment, how the HIV infection spreading from one to another and recent statistics of global and India. Dr.M.C.Prabhudeva explained social aspects and problems of HIV/ AIDS. Mr.Nagaprakash explained duties and responsibilities of ART centre.





HIV/ AIDS Awareness programme

Venue : BGS College of Education, B.G.Nagara
Topic : HIV/ AIDS awareness

Date: 02-12-2020,
Audience : Faculty & students

Organized by Department of Community Medicine, AIMS, and BGS College of Education, BGS Model School, B.G.Nagara

Speakers:

1. Dr.Radha.R., Professor
2. Dr.Shashikiran.M., Associate Professor
3. Dr.Sheethal.M.P., Associate Professor
4. Dr.Shashikantha.S.K., Associate Professor
5. Dr.Manuja.L.M., Assistant Professor
6. Dr.M.C.Prabhudeva, M.S.W.,
7. Mr.Nagaprakash, Counsellor, ART, AIMS

Initially prayer by Smt.Sinchana. Smt. Kusuma welcomed the guests. Dr.Shivaramu.M.G, Principal, AIMS, B.G.Nagara inaugurated the programme and spoke about HIV/ AIDS in between 1986 to 2020 and also he told about fear of AIDS in the beginning like Covid-19. Dr.A.T.Shivaram, Principal, BGS College of Education spoke about HIV/ AIDS, social stigma and aspects. Dr.Basavaraj.M.Ingalgeri, Professor & Head, Department of Community Medicine, AIMS was presented. Dr. Radha.R., Dr. Shashikiran.M., Dr. Sheethal.M.P., Dr. Shashikantha .S.K., Dr. Manuja.L.M., Dr. M.C.Prabhudeva and Mr. Nagaprakash spoke about HIV/ AIDS. Also they have explained symptoms of HIV/ AIDS, ART treatment, how the HIV infection spreading from one to another, social aspects of AIDS and recent statistics of global and India.

Vote of thanks by Mr.Praveen, Assistant Professor, BGS College of Education, B.G.Nagara.





HIV/ AIDS Awareness programme

Venue : BGS Degree College, Nagamangala
Topic : HIV/ AIDS/Covid-19 awareness

Date: 22-12-2020,
Audience : Faculty & students

Organized by Department of Community Medicine, AIMS, and BGS Degree College, Nagamangala

Speakers:

1. Dr.Shashikiran.M., Associate Professor
2. Dr.M.C.Prabhudeva, M.S.W.,

Dr.Shashikiran.M., Associate Professor, Department of Community Medicine, AIMS, B.G.Nagara spoke about Covid-19 and awareness of HIV / AIDS. Mainly he explained four routes of HIV infection, namely unprotected sex, untested blood transmission, uncleaned needles, blades and parent to child transmission. And also he explained history of Covid-19, how it spreads. Finally he has give guidance to prevent Covid-19 – use of masks, maintain social distance, eat nutritious food and avoid unnecessary travel. Dr.M.C.Prabhudeva, Medical Social Worker explained social factors involved with HIV / AIDS and Covid-19. HIV will not spread through any social activity. But, Covid-19 spread only through social activity, mainly hugging, hand shaking, sit together, travel together, use common toilet and eat together etc.

Presidential address by Dr.B.K.Lokesh, Principal, BGS Degree College, Nagamangala. Welcomed by Prof. Ramakrishnegowda, vote of thanks by Mr.Mohan, Assistant Professor and narrated by Mr.Chethan, Assistant Professor. More than 20 faculty members and 280 degree students were participated and benefitted.





Fluorosis Awareness programme

Venue : C.H.C., Bellur

Date: 29-12-2020,

Topic : Fluorosis

Audience : Faculty, Interns and public

Organized by Department of Community Medicine, AIMS and C.H.C., Bellur

Speakers:

1. Dr.Divakar, Fluorosis District Coordinator
2. Dr.Prashanth, Orthopaedician, Taluk Health Hospital
3. Dr.Raghavendra.S.K., A.M.O., CHC., Bellur

Dr.Raghavendra.S.K., A.M.O., CHC., Bellur organized National fluorosis control day at CHC., Bellur. After the inauguration Dr.Raghavendra S.K. spoke about problems of fluorosis relating with dental and bones. Dr.Divakar spoke about how to prevent fluorosis level in water. Dr.Prashanth spoke about how fluorosis create a joint pain in common people and better to prevent fluorosis problem than cure.

Mr.Yathish.B.R., M.S.W., CHC staff, Interns and public were participated in this programme



Conference attended:

Conference	Theme	Date	Venue
State level KACH Conference	Redefining public health: COVID 19 and beyond	21, 22, 23rd Dec 2020	Ramaiah Medical College, Bengaluru

Attended by,

Dr. Basavaraj Ingalageri, Professor and Head
Dr. Radha R., Professor.
Dr. Sheetal M. P., Associate Professor.
Dr. Shashikantha S. K., Associate Professor.
Dr. Raghavendra S. K., Assistant Professor.
Dr. Manuja L. M., Assistant Professor.

Judged a session by,

Dr. Radha R., Professor.

Conference	Theme	Date	Venue
POSHANCON – 2020	First national conference – MIYCN-IAPSM	16 th and 17 th October 2020	IAPSM – Zoom platform

Attended by,

Dr. Sheetal M. P., Associate Professor.
Dr. Shashikantha S. K., Associate Professor.

Judged a session by,

Dr. Radha R., Professor.

Conference	Theme	Date	Venue
National Conference	Nutrition in Diabetes	27 th and 28 th October 2020	Krishna Institute of Medical Sciences, Karad

Attended by,

Dr. Sheetal M. P., Associate Professor.
Dr. Shashikantha S. K., Associate Professor.

Presentations:

Dr. Shashikantha S. K., Associate Professor– Presented a paper titled, “*far from over, the COVID 19 response and adaptation: a cross sectional study in rural area of southern Karnataka*”, at 32nd state level annual conference – KACHCON 2020 on 21st, 22nd and 23rd December 2020.

Presentations:

Dr. Manuja L. M., Dr. Raghavendra S. K.

Knowledge attitude and practice towards COVID 19 among the rural community – A cross sectional study during outbreak. International Journal of Community Medicine and Public Health.

Workshop:

Attended/ participated/ conducted	Theme/topic	Date	Venue
Dr. Sheetal M. P.	Virtual good clinical practice training workshop	14th to 16th Sep 2020	AIMS IEC and Pharmacology department
Dr. Shashikantha S. K.	Virtual good clinical practice training workshop	14th to 16th Sep 2020	AIMS IEC and Pharmacology department
Dr. Manuja L. M.	Virtual good clinical practice training workshop	14th to 16th Sep 2020	AIMS IEC and Pharmacology department

Other activities:

Webinars:

Attended by	Topic/theme	Date	Venue
Dr. Sheetal M. P.	The beginning – Essentials of Medical writing	21 st August 2020	Indian Association of Medical Journal Editors
Dr. Shashikantha S. K.	The beginning – Essentials of Medical writing	21 st August 2020	Indian Association of Medical Journal Editors
Dr. Manuja L. M.	Digital Technologies and COVID 19	21st July 2020	JJM Medical college, Davangere
Dr. Manuja L. M.	Continued nutrition education	8th July 2020	Bhagawan Mahaveer jain Hospital, Girinagar, Bengaluru
Dr. Manuja L. M.	Are we competent to assess competence?	18th Nov 2020	MEU, Sri Venkateshwaraa medical college, Puducherry

Attended by	Topic/theme	Date	Venue
Dr. Sheetal M. P.	E Learning development, delivery and assessment	23rd -25th July 2020	SSIMS, T Begur, Bengaluru rural
Dr. Shashikantha S. K.	E Learning development, delivery and assessment	23rd -25th July 2020	SSIMS, T Begur, Bengaluru rural
Dr. Manuja L. M.	E Learning development, delivery and assessment	23rd -25th July 2020	SSIMS, T Begur, Bengaluru rural
Dr. Manuja L. M.	Human resources for health	3rd and 4th Dec 2020	NIHFW, India and WHO

Dr Radha R

1. Participated as Resource person in Synopsis writing workshop for MD/ MS Students on 10th and 11th Nov 2020 at AIMS, B G Nagar, delivered a talk on "Research question" and "sampling and sample size".
2. Successfully completed the required basic online course of Biomedical Research organized by ICMR, Chennai.
3. Attended CISP – 2, workshop held in AIMS auditorium from 27th to 28th August 2020, B.G. Nagara

Dr. Sheetal M. P.

1. Successfully completed the required online course of study for CBME (Community medicine) organized by MEU India between August to Dec 2020.
2. Participated as Resource person in Synopsis writing workshop for MD/ MS Students on 10th and 11th Nov 2020 at AIMS, B G Nagar, delivered a talk on "Research question" and "sampling and sample size" on 2nd day.
3. Participated as Resource person in Workshop on Research Methodology organised by MIMS, Mandya on 6th and 7th Nov and 12th - 13th Nov 2020 delivered a talk on "Validity of diagnostic tests".
4. Successfully completed the required basic online course of Biomedical Research organized by ICMR, Chennai.

Dr. Shashikantha S. K.

1. Participated as Resource person in Synopsis writing workshop for MD/ MS Students on 10th and 11th Nov 2020 at AIMS, B G Nagar, delivered a talk on "Research question" and "sampling and sample size".
2. Successfully completed the required basic online course of Biomedical Research organized by ICMR, Chennai.
3. Attended CISP – 2, workshop held in AIMS auditorium from 27th to 28th August 2020, B.G. Nagara.

Dr. Raghavendra S. K.

1. Participated as Resource person in Synopsis writing workshop for MD/ MS Students on 10th and 11th Nov 2020 at AIMS, B G Nagar, delivered a talk on "Research question" and "sampling and sample size".
2. Successfully completed the required basic online course of Biomedical Research organized by ICMR, Chennai.

Dr. Manuja L. M.

1. Successfully completed the required online course of study for CBME (Community medicine) organized by MEU India between August to Dec 2020.
2. Participated as Resource person in Synopsis writing workshop for MD/ MS Students on 10th and 11th Nov 2020 at AIMS, B G Nagar, delivered a talk on "Research question" and "sampling and sample size" on 2nd day.
3. Participated as Resource person in Workshop on Research Methodology organised by MIMS, Mandya on 6th and 7th Nov and 12th - 13th Nov 2020 delivered a talk on "Validity of diagnostic tests".
4. Successfully completed the required basic online course of Biomedical Research organized by ICMR, Chennai.



Chief Patrons

SriSriSri

Nirmalanandanatha

Mahaswamiji

Chief Advisor

Dr. M.G. Shivaramu, Principal

Chief Editor

Dr. Shashikantha,

Professor & HOD

Editorial Board

Dr. Manoj Kumar B K

Dr. Virendra J G

Dr. Vinod Angadi

Professors

Dr. Inbanathan

Dr. Madhura T L

Dr. Ravi B N

Asso. Professor

Dr. Pavan M

Dr. Ramanatha Shenoy B

Asst. Professors

Dr. Jayakumar P

Dr. Anand L

Senior Residents

Dr. Vikram Rathod

Dr. Ravikiran S T

Dr. Manoj Kumar B K

Dr. Vishwas M K

Dr. Phaneshwar B N

All Postgraduates



AIMS



Dear Readers,

The department of General Medicine has been striving for excellence in patient care, teaching program in the department, research work or publications.

The Department has been working on various ongoing research projects. Several research activities are being done, documented and sent for publication.

The postgraduate students are being taught clinical skills and applied theory on a regular basis. We acknowledge the constant support, guidance and encouragement from our beloved and dynamic Principal Dr. M.G.Shivaramu in all our departmental activities.

-Dr.Shashikantha.

Professor and HOD



OUR VISION

'To be one of the most outstanding academic department in the region and a centre of excellence in innovative research and medical education and most importantly in patient care'

OUR MISSION

- *Commitment to Residents, students and conducting CME*
- *Training our medical students with highest level of professionalism in patient care.*
- *Creating and maintaining a curriculum that will expose our residents and students to all medical specialty.*
- *Creativity, teamwork and pride in dedication to mission and achievement of vision.*

PUBLICATIONS

Sl. No.	Topic	Authors name	Month
1	Pattern of Intradialytic Adverse Events During Maintenance Hemodialysis –A Cross Sectional Observational Study In A Rural Teaching Hospital In Karnataka	Dr.Ramanath Shenoy, Dr.Manoj Kumar B.K, Dr.Madhusudan J, Dr.Neha Anand	<i>IOSR Journal of Dental and Medical Sciences (IOSR-JDMS)</i> e-ISSN: 2279-0853, p-ISSN: 2279-0861. Volume 19, Issue 10 Ser. 7 (October. 2020), PP 01-03

IOSR Journal of Dental and Medical Sciences (IOSR-JDMS)
e-ISSN: 2279-0853, p-ISSN: 2279-0861. Volume 19, Issue 10 Ser.7 (October. 2020), PP 01-03
www.iosrjournals.org

Pattern of Intradialytic Adverse Events During Maintenance Hemodialysis-A Cross Sectional Observational Study In A Rural Teaching Hospital In Karnataka.

Dr.Ramanath Shenoy¹/Dr.Manoj Kumar BK²/Dr. Madhusudan J³/Dr.Neha Anand⁴

¹Associate Professor,Department of medicine,Adichunchanagiri Institute of medical science and Research centre ,B.G.Nagar, Adichunchanagiri University/Karnataka/India

²Senior Resident/Department of Medicine/ Adichunchanagiri Institute of medical science and Research centre ,B.G.Nagar, Adichunchanagiri University/Karnataka/India

³Dr.Madhusudan J,post graduate in medicine/ Adichunchanagiri Institute of medical science and Research centre ,B.G.Nagar, Adichunchanagiri University/Karnataka/India

⁴Dr.Neha Anand,postgraduate in medicine/ Adichunchanagiri Institute of medical science and Research centre ,B.G.Nagar, Adichunchanagiri University/Karnataka/India

Abstract:

Aims: To assess the pattern of untoward effects during maintenance haemodialysis.

Methods: This cross sectional observational study was done in Adichunchanagiri medical college and research centre,B.G.Nagara100 subjects on maintenancehaemodialysis were included in this study.

Results: Out of the total subjects 23%had hypotension,20%had muscle cramps,18% had dialysis disequilibriumsyndrome features,5%each had headache and itching and 3% had fever and chills.

Conclusion:As many as three fourths of subjects on maintenancehaemodialysis had one or other untoward effects.

Keywords: Dialysisdisequilibrium syndrome(DDS),End stage renal disease(ESRD),Maintenance HemoDialysis(MHD),Quality of life (QOL),Simple random sampling(SRS)

Background and objectives

Complications during maintenance hemodialysis¹ affects the QOL and make the patient non compliant for subsequent visits.This study is an attempt to identify these and make the procedure more patient friendly.If the healthcare professionals are able to identify the likely complications beforehand and institute remedial measures at the earliest it will go a long way in making the procedure safe.MHD is a life saving treatment modality but the associated advise events make the procedure less subject friendly.

Keywords: Dialysis Disequilibrium Syndrome(DDS),End stage renal disease(ESRD),Maintenance hemodialysis(MHD),Quality of life(QOL),Simple random sampling(SRS)

CME'S / CONFERENCES/ WORK SHOPS ATTENDED.

<i>DATE</i>	<i>EVENT DETAILS</i>	<i>STAFF/POST GRADUATES ATTENDED</i>
8th to 11th December 2020	Workshop on training of SMO/MO ARTC under blended clinical training programme held at Udupi organized by NACO	Dr. Shashikantha
21st & 22nd December 2020	Workshop on ISO Training at AIMS MEU organized by IQAC, AIMS	Dr. Shashikantha

CMES, WEBINARS AND GUEST LECTURES



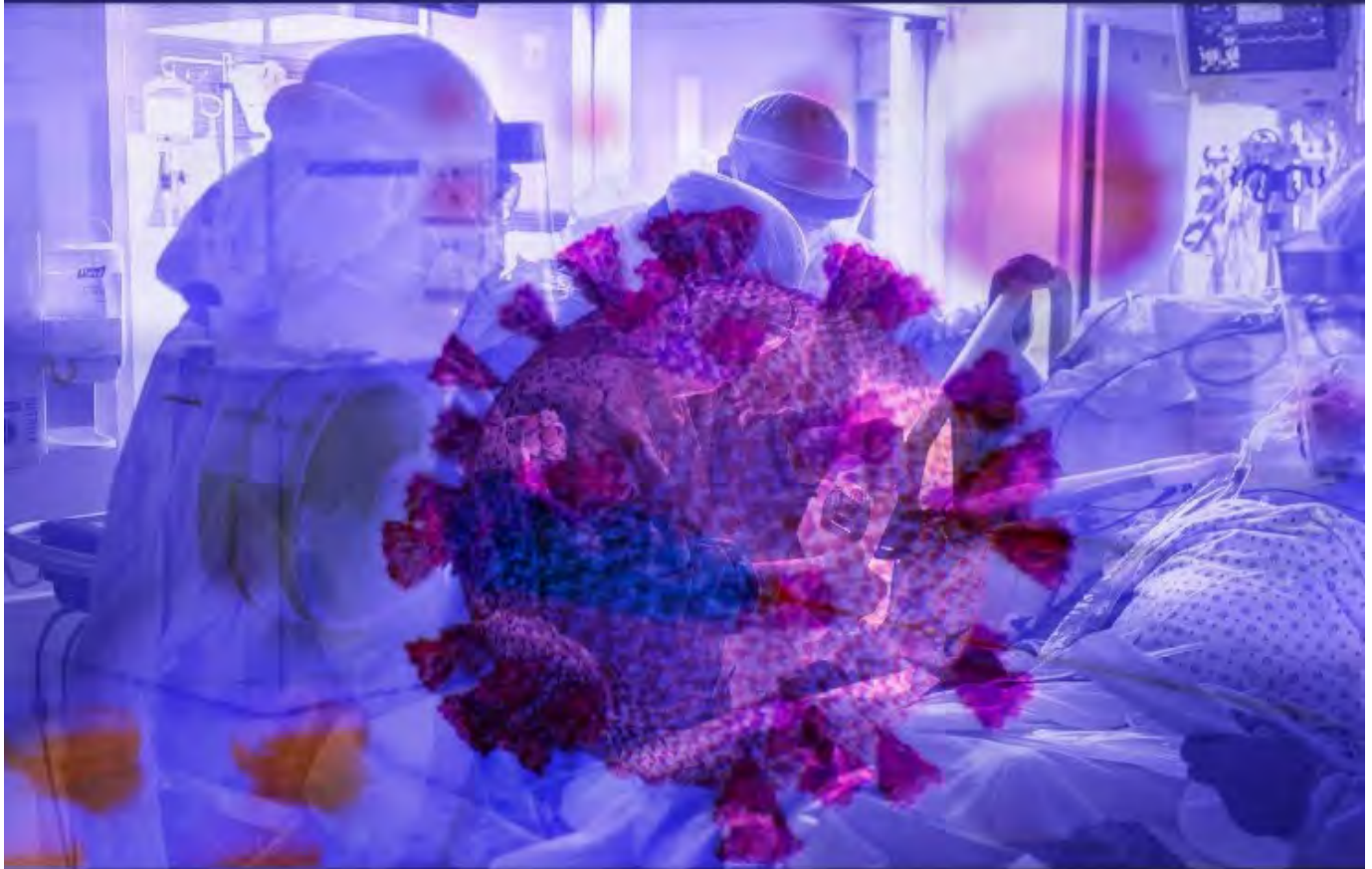
WEBINAR SERIES

Date: 17th August 2020
Time: 02:00 p.m. to 03:00 p.m.



Department of Anesthesiology and General Medicine

Theme: An Approach to Hospitalised Covid-19 Patients



TOPIC: MANAGEMENT OF MILD COVID PNEUMONIA IN WARDS

Resource Person :



Dr. T.R. Chandrashekar

Intensivist Liver Transplantation
Institute of Gastroenterology Sciences & Organ
Transplant (IGOT)
Bangalore, Karnataka



WEBINAR SERIES

Date: 19th August 2020
Time: 02:00 p.m. to 03:00 p.m.



Department of Anesthesiology and General Medicine

Theme: An Approach to Hospitalised Covid-19 Patients



TOPIC: MANAGEMENT OF SEVERE COVID PNEUMONIA WITH HFNC & NIV

Resource Person :



Dr. T.R. Chandrashekar

Intensivist Liver Transplantation
Institute of Gastroenterology Sciences & Organ
Transplant (IGOT)
Bangalore, Karnataka.



WEBINAR SERIES

Date: 24th August 2020
Time: 02:00 p.m. to 03:00 p.m.



Department of Anesthesiology and General Medicine

Theme: An Approach to Hospitalised Covid-19 Patients



TOPIC: MANAGEMENT OF COVID ARDS

Resource Person :



Dr. T.R. Chandrashekar, MBBS,MD (Anaesthesiology)
Intensivist Liver Transplantation
Institute of Gastroenterology Sciences & Organ
Transplant (IGOT)
Bangalore, Karnataka.



WEBINAR SERIES

Date: 30th September 2020
Time: 02:00 p.m. to 03:00 p.m.



DEPARTMENT OF MEDICINE



WORLD HEART DAY

TOPIC : INTERPRETATION OF LIPID PROFILE REPORT

Resource Person :



Dr Ranjan Shetty,
HOD and Consultant Cardiologist,
Manipal Hospital Bengaluru

FELICITATION PROGRAMME HELD AT AIMS AUDITORIUM





MEDICINE TODAY.....

SMART INAHLERS, Inhalers are the main treatment option for asthma and if taken correctly. To help asthma sufferers to better manage their condition, **Bluetooth** enabled smart inhalers have been developed. A small device is attached to the inhaler which records the date and time of each dose, this data is then sent to the patient smart phones so they can keep track and control their condition...



ARTIFICIAL ORGANS, To take 3D printing another notch, **bio-printing** is also an emerging medical technology. Bio-printing poised to push the boundaries further. Bio-printing uses 3D printers and techniques to fabricate 3D structures of biological materials, from cells to bio-chemicals, through precise layer by layer positioning. The ultimate goal is to replicate functioning tissue and materials such as organs, which can be transplanted in to human beings..



DISPOSABLE COVID BOX – A new invention

Introducing new method to do safe bronchoscopy (highly aerosol generating procedure) through disposable COVID box in this difficult covid times

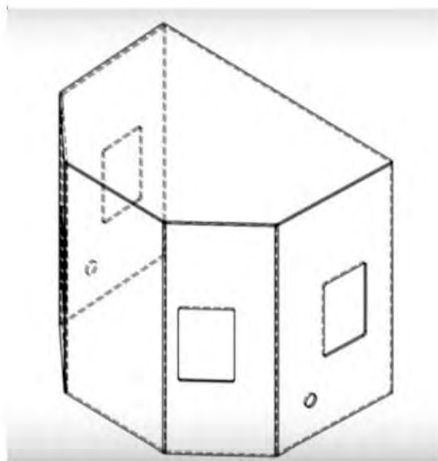


Fig. 1 – Airway Respiratory Containment system.



Fig. 2 – Intubation box.

Methods: We have introduced an unbelievably cheap and effective method “DISPOSABLE COVID BOX”. We took an acrylic board 70 20 cm and attached 3 bars 32 cm long and slide it under the side of the patient. A similar contraption is used on the other side.

Then, it is covered by a polypropylene sheet 2’ 2’. It makes a completely disposable airtight chamber with the polypropylene sheet. We make a 1 cm nick in the sheet and introduce the video- bronchoscope, which is further navigated into the patient without any discomfort either to the patient or Bronchoscopist. When the procedure is finished, scope is withdrawn from the patient and the polypropylene sheet is squeezed out. The polypropylene sheet is removed and disposed off with all precautions, and the acrylic boards and the bars are cleaned with 1% Sodium hypochlorite solution. This way, the cost is only of polypropylene sheet which is negligible.

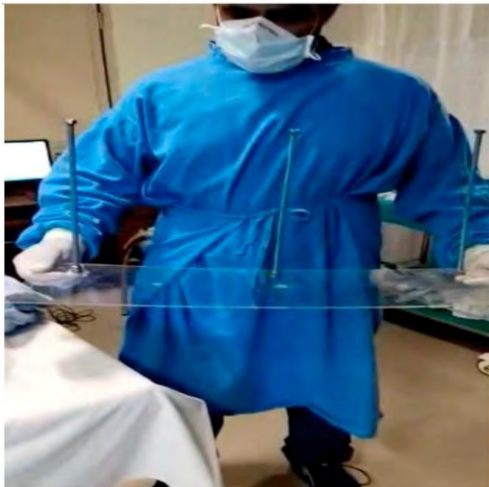


Fig. 3 – Acrylic board 70 × 20 cm and 3 bars.

Results: Videobronchoscopies in indicated patients were done using this novel disposable covid box. This new invention called Disposable COVID box has been practiced for the first time, it's an innovative technique about which we want the world to be known.

Conclusion: To conclude, there are no aerosols released in atmosphere after the procedure, making it absolutely safe for bronchoscopist and at same time patient also remains safe. We are ready again in no time with fresh polypropylene sheet to do the next bronchoscopy.



Fig. 5 – Covid box.



Fig. 6 – Inserting scope through a small nick.

PHOTOS CORNER

DEPARTMENT OF GENERAL MEDICINE



GRASSROOT COVID WARRIORS - the unsung heroes



Doctors drenched in PPE kits at COVID wards

Your appraisal as a doctor is the life that you just saved!!



COVID VACCINATION





॥ जेबो इले ह्युपपदेव ॥

ADICHUNCHANAGIRI UNIVERSITY

ADICHUNCHANAGIRI INSTITUTE OF MEDICAL SCIENCES

B.G.Nagara, Nagamangala, Mandya – 571448



Chief Patron
Paramapoojya Jagadguru
Sri Sri Sri
Dr.Nirmalanandanatha
Mahaswamiji

Advisor
Dr.M G Shivaramu.,
Principal & DEAN AIMS

Chief Editor
Dr.Mahendrappa K B.
Professor & HOD.

EDITORIAL BOARD

Dr Mahendrappa K B
Dr Kumar G M
Dr Sunil kumar P
Dr Channabasavanna N
Dr Pavan Kumar D
Dr Madhunandan K
Dr Hemanth Kumar
Dr Nandakumar
Dr Ishwaraj
Dr Shruthi
Dr Anuradha S
Dr Likitha
Dr Rohan Yadav
Dr Shravya S Rao
Dr Madanika SV
Dr Keertirani A Meti
Dr Deepanjali G Golshetty
Dr Monish Nazar
Dr Sreekavya P
Dr Archana T P
Dr Ankitha C
Dr Sandhya A
Dr Chandana A
Dr Shreyas V
Dr Keerthana T Babu
Dr Madhu P Kerudi

MILSTONES

A NEWS BULLETIN FROM THE DEPARTMENT OF PEDIATRICS

HOD DESK

With the divine blessings of Paramapoojya Jagadguru Sri Sri Sri Padmabhushan Dr. Balagangadharanatha Mahaswamiji and His Holiness Jagadguru Sri Sri Sri Dr Nirmalanandanatha Mahaswamiji, we are bringing out our news letter "MILESTONES" (July 2020 - Dec 2020).

The triumph of each milestone is rejoiced and appreciated. Similarly, our department is striving hard to excel in every aspect and progress towards achievement of its milestones. The glory of success keeps on adding. This gives a great opportunity for us to bring out our department activities and also the publication and research work of our faculty members as well as post graduates.

During the COVID- 19 pandemic we were successful in effective Covid patient management by the warriors in our department. We were also successful in conducting online teaching programs for the students during this pandemic. The Department is trying hard for maximum contribution towards NAAC Accreditation of the institution.

We are proud to announce that our post graduate Dr Sreemeenakshi has secured Rank- 7 in the RGUHS university examination. Also our post graduates Dr Madanika and Dr Archana have won the runner up title in the PG divisional rounds of National IAP quiz. The grand success of Children's day celebration in the presence of our beloved Principal Dr. M G Shivaramu. The event was highlighted by a roleplay performed by interns and post graduates of our Department "To create awareness about Covid-19 among school children and enlighten them about the safety measures to be followed during the school re-opening". Our Department has

Our Team



HEARTY WELCOME

We are very pleased to have new addition to our family.

We heartily welcome Dr Pavan Kumar as Associate Professor, Dr. Hemanth Kumar as Assistant Professor, Dr. Ishwaraj as Senior Resident, Dr. Nanda Kumar as Senior Resident, Dr. Shruthi as Senior Resident.

We also welcome our junior residents of academic year 2019-2022.



Dr Pavan Kumar



Dr Hemanth Kumar



Dr Ishwaraj



Dr Nandakumar



Dr Shruthi

FAREWELL

"The influence of a good teacher can never be erased".

Likewise, Dr. Vanajakshi ma'am, Dr. Akshatha ma'am and Dr. Rakesh sir always played an important role in shaping students' future. Thankyou for always being our guide and amazing teacher.

INTERNATIONAL WEBINAR

An International webinar was conducted by the Paediatric Department on the topic **"Why do doctors love oxygen"** on 17th of July 2020 from 10am to 11am by Dr. Satyan Lakshminrusimha who is a neonatologist working in UC Davis hospital in Sacramento, California who was the resource person of the day.

|| ಜಿ ಎಸ್ ಶರಣೇಂದ್ರ ||
Adichunchanagiri University

Adichunchanagiri Institute of Medical Sciences
B.G.Nagara - 571448, Nagamangala Taluk, Mandya District, Karnataka




**INTERNATIONAL
WEBINAR SERIES**




Date: 17th July 2020 Time: 10:00 a.m. to 11:00 a.m.



Department of Pediatrics

Topic : "Why do Doctors love Oxygen"

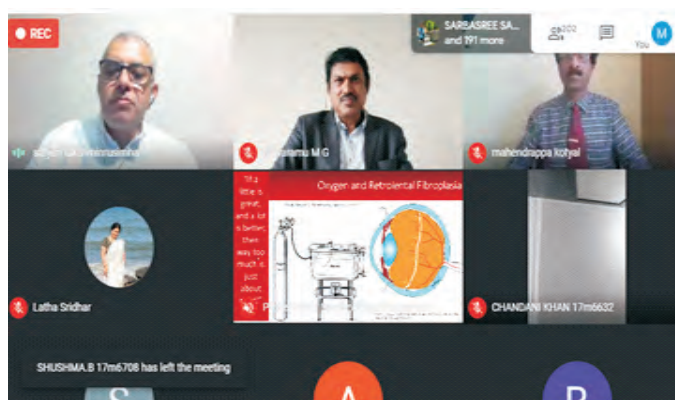
Resource person :



Dr Satyan Lakshminrusimha, MD, FAAP
Professor of Pediatrics
Davis Children's Hospital
University of California
USA.

The objective of the webinar was to enlighten undergraduate, postgraduate students and faculty members about oxygen, its benefits and how to prevent its misuse which can have dire consequences. Dr. Mahendrappa KB, Professor & HOD welcomed & introduced the resource person Dr Satyan Lakshminrusimha. Principal sir inaugurated the webinar and advised the audience to achieve academic excellence like Dr Satyan. Dr Shivaramu sir appreciated Dr Satyan Lakshminrusimha for an excellent seminar & sharing his experience and also for sparing his time. Speaker, Dr Satyan shared his experience about the Patho Physiology of birth asphyxia and role of oxygen in Neonatal resuscitation. He shared his research updates in intrauterine foetal haemoglobin level and foetal survival in utero. Dr Satyan also highlighted regarding the management of Myocardial Infarction in adults with relatively low oxygen.

The session was attended by more than 205 members which included undergraduates, postgraduates and faculty members of our institute.



WORLD ORS DAY CELEBRATION

Acute diarrhoeal diseases are one of the leading causes of mortality in infants and young children in many developing countries like India. ORS Day is celebrated every year on **29th July** to highlight the importance of Oral Rehydration Solution (ORS) as a cost-effective method of health intervention in preventing dehydration in diarrhea.

Our interns and Postgraduates came forward and explained our public who visited our OPD about the key measures to prevent diarrhea. They even explained and demonstrated the home treatment for rehydration with oral rehydration salts (ORS) solution. Our efforts yielded no vain. The response from the public was unmeasurable.



WORLD BREAST FEEDING WEEK

(01/08/2020 - 07/08/2020)

We, Department of Pediatrics successfully celebrated "WORLD BREASTFEEDING WEEK-2020" with the Theme aiming on **"SUPPORT BREASTFEEDING FOR HEALTHIER PLANET."**

The week was celebrated from August 1st - 7th 2020. The event was inaugurated by our Medical superintendent Dr B G Sagar, Deputy MS Dr Ravi K S, our beloved Head of the department Dr Mahendrappa, and OBG HOD Dr Ravindra Pukale.

The weeklong event was filled with activities in collaboration with OBG Department like educating the mothers, family members of feeding mothers in post-natal ward regarding the importance of initiation of breastfeeding immediately after birth and long term beneficial effects of exclusive breastfeeding. Our department took a step forward in organizing an educative and doubt clearing session for breast feeding mothers by who visited OPD.



NATIONAL POLIO DAY CELEBRATION

We Department of Pediatrics collaborated with Department of Community medicine and successfully celebrated **World Polio Day - 2020** on 24th October 2020 by creating awareness about polio infection and its preventive measures by aiming on Theme of the year 2020 – **"Stories of Progress : Past and Present."**

The gathering was addressed by our chief guest Dr. Ravi. K.S, Deputy medical superintendent who spoke about evolutionary changes of polio eradication. The importance of polio infection, clinical aspects and preventive measures was elaborated by Dr. Shashikiran from Dept of Community Medicine.

The event also included audio visual session by playing an A.V. highlighting the importance of polio disease and its effect on children at the end of session which was simple yet understandable for the patients and other audience gathered there.



NATIONAL NUTRITION WEEK-2020

We the Department of Pediatrics in collaboration with Department of Biochemistry and Department of Community medicine successfully celebrated National Nutritional Week 2020 [01/09/2020 – 07/09/2020] on 7th September 2020 by creating awareness about Health and Nutrition.

Theme of the year 2020 – **"EAT RIGHT BITE BY BITE"**.

The event was graced by our chief guest Dr. M G Shivaramu, Dean and Principal who briefed the audience in his charming baritone and gave his valuable views on Nutrition and Health. Talk on importance of nutrition in Children was highlighted and briefed by Dr. Mahendrappa, HOD Dept. of Pediatrics. The importance of Nutrition in Adults was highlighted and elaborated by Dr. Shashikiran, Dept. of Community Medicine. Social aspects about Health and Nutrition like myths and belief we're all covered and briefed to the audience in simple way by Dr. Prabhudeva MC MSW, Community Medicine.

The event also included audio visual session by playing an A.V. highlighting the importance of Nutrition and Supplements available at the Anganwadi level at the end of session which was understandable for the patients and other audience gathered there.



CHILDREN'S DAY CELEBRATION – 2020

Children's day is celebrated across India every year as a tribute to India's first Prime Minister, Jawaharlal Nehru and also to increase awareness of rights, care and education of children. We the Department of Pediatrics successfully celebrated Children's day on 17th of November 2020 with highlighting on the Theme of the year 2020 – “Investing in our future means investing in our children”.

The gathering was rendered by Dr. Mahendrappa, HOD, Dept. of Pediatrics who enlightened the children's present there on the occasion regarding rights of the them and how to build a better world for them. The Chief guest of the grand event was our beloved Sir, Dr.M.G.Shivaramu, Dean and principal, Adichunchanagiri Institute of medical science who briefed about current pandemic situation of COVID-19 its prevention and precautions to children's.

Likewise, Protective measures about COVID-19 was enlightened by Dr. Ravi, the Deputy Medical superintendent.

Drawing and colouring competition was conducted for children on this occasion and were awarded with prizes for all the winners by our beloved chief guests. Children's also took active participation and showed their talents by performing cultural activities during the event.

Skit was performed by interns and post graduates of Department of Pediatrics **to create awareness about covid-19 and enlighten them about the safety measures** to be followed during the school re-opening in their own understandable language which was simple yet understandable with major impact on children's to know the importance regarding the safety measures to protect themselves against the pandemic, COVID -19.



PUBLICATIONS BY STAFF

Dr Mahendrappa K B : Professor and HOD

- ▶ Effect of low dose inhaled corticosteroids on HBA1C and FBS levels in children with Asthma. Kotyal B Mahendrappa, Pawan Kumar.
- ▶ Community Pharmacist and General Practitioner Collaborated Health care Services – A review. Jaidev Kumar, Kotyal Basavanappa Mahendrappa, Pramod Kumar, U.R. Rakshith
- ▶ A Study of Umbilical Cord Bilirubin as a Predictor of Significant Neonatal Jaundice in a Tertiary Rural Care Hospital". Rohan Yadav, Sunil Kumar P, Mahendrappa K.B, G.M. Kumar, Channabasavanna.
- ▶ "Cord Blood Nucleated Rbcs As A Potential Tool In Prediction Of Neonatal Hyperbilirubinemia In ABO Incompatibility Susceptible Neonates". Shravya S Rao, Kotyal B Mahendrappa.
- ▶ Maternal risk factors associated with preterm birth in a tertiary care center Rohan Yadav, Sunil Kumar P, Mahendrappa K.B, G.M. Kumar
- ▶ RDW as a predictor tool in critically ill neonate Shravya S Rao, Kotyal B Mahendrappa.
- ▶ Immediate complications of HIE in term neonates with resistive index as prognostic factor. Likitha , Channabasavanna. Mahendrappa K.B.

Dr Pavan Kumar: Associate Professor

- ▶ Correlation Study of AIOS (Acute Illness Observation Scale) Score with Radiological Findings and Pulse Oximetry in Community Acquired Pneumonia (Cap) Among Children Aged 2 To 59 Months. Pavan Kumar D, MD Shakil K, Sreenivasa B, Sivachand T. Asian J Clin Pediatr Neonatol 2020;8(4): Oct-Dec19-23.
- ▶ Outcome of Patients Admitted To PICU and NICU In Relation To PRISM III Score in a Tertiary Care Hospital. MD Shakil K, Pavan Kumar D, Sreenivasa B, Sivachand T. Asian J Clin Pediatr Neonatol 2020; 8(4)Oct-Dec:13-18.
- ▶ A study on calf circumference at birth as a screening indicator to Predict low birth weight babies in and around rural area. Madanika SV, Pavan Kumar D, Sreekavya P. Indian J of Child Health 2021; 8(2): Feb. Under Acceptance.

Dr Madhunandan K: Assistant Professor

- ▶ "A Study on Contributing Factors And Patient Safety In Pediatric Emergency Of A Rural Multispecialty Tertiary Hospital", As a Co- Guide with Ms. Anu Joy And Ms. Megha V.V
- ▶ "An Observational Study on Acute Poisoning in Paediatric Population in a Rural Medical College", as corresponding author with Dr. Rohan Yadav.

Dr Hemanth Kumar: Assistant Professor

- ▶ Association of Vitamin D Status with Morbidity in Children with Sickle Cell Disease in Tertiary Care hospital

Dr Nandakumar : Senior Resident

- ▶ A study of association between chest X ray findings and severity of pneumonia in children between 2 to 59 months of age

PAPERS PRESENTED IN CONFERENCES

Dr Mahendrappa K B : Professor and HOD

- ▶ A scientific paper entitled "RDW as a predictor tool in critically ill neonate "was presented in the Karnataka state

IAP conference, PEDICON 2020

FACULTY DEVELOPMENT PROGRAMMES ATTENDED

Dr Mahendrappa K B :

	Programmes / Workshop	Organized by	Date and place
	1) E content development, delivery and assessment	Sri Siddhartha Institute of Medical Sciences,	23 rd , 24 th and 25 th July 2020
	2) WEBINAR ON Geospatial Technologies for better Governance (Geotagging)	BGS IT – ACU & IQAC	28 th July 2020
	3) Workshop on CISP – II (Curriculum Implementation Support Programme)	MEU- AIMS, & St. Johns MC Bangalore	27 th and 28 th August 2020
	4) workshop on GCP (Good Clinical practice)	I IEC- AIMS & ISCR Dept. of Pharmacology	14 th , 15 th & 6 th sept. 2020
	5) National TOT on COUGH Module, CAMP	CENTRAL IAP Respiratory chapter	27 th ept.2020 Odisha
	6) Webinar on “ Ethical committee Working procedure –Practical Guidelines “	JSSAHER Mysore.	28 th October 2020
	7) National TOT on Pneumonia Module on world pneumonia week	CENTRAL IAP National Respiratory	12 th to 18 th November 2020
	8) WEBINAR ON Competency Acquisition in resource constraint settings	Sri Devaraj Urs AHER KOLAR	16 Dec. 2020
	9) WEBINAR ON enhancing the research visibility: strategies & techniques.	I IQAC & AIMS learning centre	17/12/2020
	10) Workshop for Internal Quality Auditors as per ISO 9001:2015.	IQAC cell AIMS	21 st & 22 nd Dec.2020
	11) Workshop on “Revised NAAC norms & Procedures” under the aegis of the UGC Scheme -	Saint. Johns college Bangalore.	7 th Jan to 15 th January 2021
	12) Webinar on “Effective clinical learning in new normal”	SDUAHER Kolar	22 nd January 2021
	13) International Webinar on COVID UPDATES - 9	NUS Singapore	4 th June 2020
	14) “CZ-PEDICON 2020”	Central IAP and IAP & A P	22 to 29 Aug. 2020,
	15) “SOUTH ZONE - PEDICON 2020”	Central IAP & State IAP	9 to 12 sept. 2020
	16) Odisha State RESPICON 2020	Odisha IAP	28 /09/2020
	18) KARNATAKA PEDICON 2020	IAP National & State	14 to 18 Nov. 2021
	19) IAP National Conference RESPICON 2020	National IAP	12 & 13 Dec. 2020

Dr Kumar G M

4) workshop on GCP (Good Clinical practice)	I IEC- AIMS & ISCR Dept. of Pharmacology	14 th , 15 th & 6 th September 2020
--	--	--

ONGOING RESEARCHES

- ▶ Neonatal outcome of teenage Pregnancy in and around rural area with comparison to Pregnant women of 20 to 30 years- A retrospective Study.
 - ▶ A study on Knowledge, Attitude and Practices of Breastfeeding Among Mothers.
 - ▶ Assessment of Fetal Malnutrition by CAN score and it's comparison with other measures.
 - ▶ Prevalence of overweight and obesity in school going children aged 6-16years in B G Nagara.
 - ▶ "Health of adolescent girls"- A prospective study in rural tertiary care Hospital.
 - ▶ A comparison study of modified sick neonatal scoring and extended sick neonatal scoring in prediction of neonatal outcome.
 - ▶ Respiratory distress and its outcome in neonates in Tertiary care Hospital- A prospective study.
 - ▶ The Effect of body weight on peak expiratory flow rate (PEFR) in an adolescent rural school children.
 - ▶ A study on the prevalence of congenital Hypothyroidism and factors affecting it in premature infants at tertiary rural care Centre.
 - ▶ A Prospective Study Of Urinary Tract Infection And Etiological Agents In Neonatal Sepsis.
 - ▶ Incidence, Etiological Profile And Immediate Outcome Of Thrombocytopenia In Neonates Admitted To Nicu In A Tertiary Care Centre.
 - ▶ To determine the optimal intramuscular needle penetration depth for vaccination in 6 weeks to 6months children using USG.
- Oto Acoustic Emission As A Screening Test To Detect Hearing Impairment In High risk Newborns – A Prospective Observational Study.

DEPARTMENT NEWS AND ACTIVITIES

- ▶ Department of Pediatrics congratulates our postgraduates Dr Ishwaraj, Dr Sujeeth Reddy, Dr Srimeenakshi, Dr Ranjini, Dr Vasudha, Dr Srinath for successfully passing RGUHS Examination.
- ▶ Department of Pediatrics wishes all the very best to exam going postgraduates Dr Rohan Yadav, Dr Anuradha S, Dr Likitha, Dr Shravya S Rao, Dr Archana and Dr Keerthirani A Meti for ACU PG examination.
- ▶ Dr Madhunandan our Assistant Professor attended the web series on Primary Immunodeficiency Course a class beyond boundaries organized by PGI- ISPID and APSID-APAAACI from 15TH – 20TH JUNE 2020.
- ▶ Our Postgraduates Dr Madanika and Dr Archana have won the runner up title in the PG divisional rounds of Central IAP quiz held on September 5th 2020.
- ▶ Our Postgraduates Dr Shravya S Rao presented research paper – " RDW as prediction tool in critically ill neonate" in IAP KARPEDICON 2020, Bangalore. 39th Annual Karnataka State Virtual 30 Conference on 15th December 2020.
- ▶ All of our postgraduates attended IAP KARPEDICON 2020, 39th Annual Karnataka State Virtual 30 Conference in the month of December.

PHOTO GALLERY



BREAST FEEDING WEEK



NUTRITION WEEK



CHILDREN'S DAY



**HONOURING OUR BELOVED PRINCIPAL FOR HAVING AWARDED
'THE INTELLECTUAL OF THE YEAR 2020'**



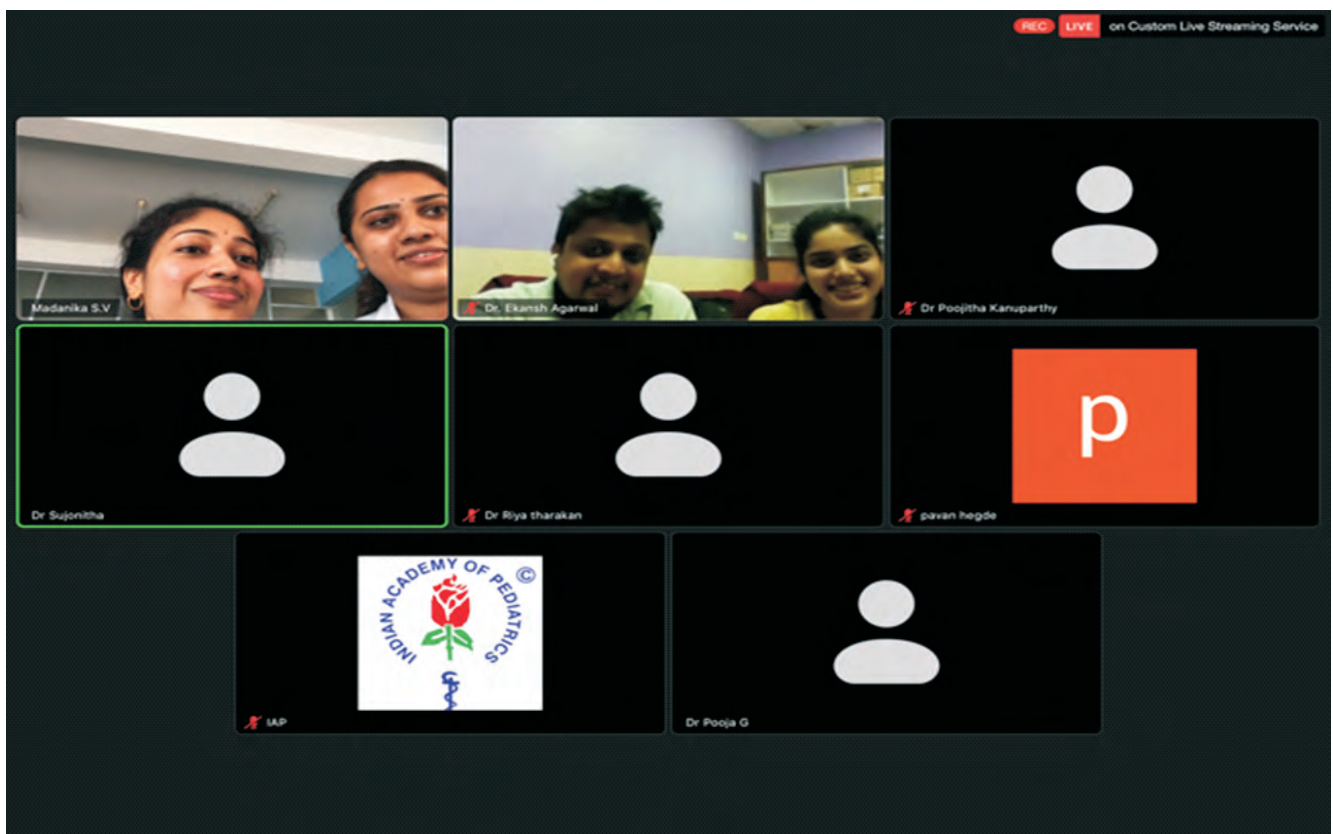
AYUDHA POOJA CELEBRATION

FAREWELL





**CONGRATULATING OUR BELOVED PRINCIPAL
ON SUCCESSFUL COMPLETION OF 10 YEARS OF HIS OFFICE**



**PG divisional rounds of Central
IAP quiz
DR Madanika & Dr Archana**

॥ जै इने गुरुदेव ॥



ADICHUNCHANAGIRI UNIVERSITY ADICHUNCHANAGIRI INSTITUTE OF MEDICAL SCIENCES

A constituent college of Adichunchanagiri University

B.G.Nagara, Nagamangala, Mandya



CHIEF PATRON :

Paramapoojya Jagadguru
Sri Sri Sri
Dr. Nirmalanandanatha
Mahaswamiji

ADVISOR :

Dr. M.G Shivaramu
Principal

CHIEF EDITOR :

Dr. M.R. Swaroop
Professor and HOD

ASSISTANT EDITORS :

Dr. Yogesh D
Dr Neethu Nag

EDITORS BOARD :

Dr. N.P.Umashankar
Dr. Yashwanth Reddy
Dr. Rashmi R Mallya
Dr. M.S.Premika
Dr. M Nikitha Reddy
Dr. Priyanka Yadav
Dr. S.Md. Obeidullah
Dr. Shaila shree D
Dr. Taranpreet kaur kalra

InfoDerma

A NEWS BULLETIN FROM DEPARTMENT OF DERMATOLOGY



FROM THE EDITOR'S DESK

It gives me immense pleasure to bring out the new issue of newsletter. In this issue we have highlighted the various academic activities and external outreach activities conducted by our department between July-Dec 2020.

Our department observed **world psoriasis day on 29th October 2020**. On this day, patients were explained about the condition and pamphlets containing information about Psoriasis were distributed.

We have published original research papers and case reports in various specialty indexed journals.

DR M R SWAROOP
Professor & HOD



WORLD PSORIASIS DAY

We from the department of Dermatology, Venerology and Leprosy, Adichunchanagiri institute of medical sciences, B.G.Nagara observed the World Psoriasis day on 29th October 2020.

Patients coming to OPD were educated about Psoriasis, they were elaborated about the nature of the disease, its course, treatment and prognosis in their own language. Pictures and images were displayed at prominent locations in the OPD. All the myths associated with the disease were explained to them.

In addition to this, handouts containing information about psoriasis in brief and myths and facts about the condition were given to all the patients so that they could spread the awareness among their family members and community. Thus, we succeeded in creating awareness among the patients about Psoriasis.



DAPSONE HYPERSENSITIVITY SYNDROME : A POTENTIALLY FATAL CONDITION - CASE REPORT

INTRODUCTION

Dapsone (diaminodiphenyl sulfone) is an FDA approved drug in multidrug therapy for the treatment of Leprosy. Since dapsone does also have anti-inflammatory properties, it has been used in the treatment of several dermatological and non-dermatological inflammatory diseases such as Linear IGA, nodulo-cystic acne, bullous eruption of systemic lupus erythematosus, dermatitis herpetiformis, chronic bullous dermatosis of childhood leukocytoclastic and other kind of vasculitis, malaria and as a prophylactic agent against *Pneumocystitis pneumonia*.

Two types of adverse effects encountered with use of dapsone: 1. Dose dependent adverse effects that include hemolytic anemia and methemoglobinemia. 2. Dose independent adverse effects that include dapsone hypersensitivity syndrome (DHS). DHS is a severe, multi-organ reaction to dapsone that is characterized by fever, skin rash, jaundice, pedal edema, eosinophilia, lymphadenopathy, splenomegaly, hepatic, pulmonary and other systemic manifestations. DHS can cause irreversible organ damage or even death if it is not recognized early and managed properly. Here we report a case of DHS with multi-organ dysfunction in a 55-year-old female patient.

CASE REPORT

A 55-year-old female, diagnosed with Hailey-Hailey disease was treated with dapsone 100mg OD. After 5 weeks of dapsone therapy, patient presented with high grade fever (101.20 F), vomiting, diarrhea, intense jaundice, morbiliform rash, erosions over flexures and edema of face, hands and feet.

Figure 1**Figure 2****Figure 3****Figure 4**

Patient was admitted in MICU under the supervision of physician and medical intensivist.

Investigation reports at the time of admission were as follows: Hb:11.2g/dl, TC:15,125cells/cumm, Platelet count:1.11 Lakhs/cumm, AEC:1059 cell/cumm, total bilirubin: 14.6mg/dl, direct bilirubin: 8.6mg/dl, SGOT:380 IU/L, SGPT:386 IU/L, ALP:120 IU/L, total protein: 4.5g/dl, serum albumin: 2.8g/dl, Prothrombin time:16.9 sec, Activated partial thromboplastin time:33 sec, INR:1.1, blood urea: 59mg/dl, pus culture yielded Citrobacter species, SPO2: 87% at room air. A diagnosis of DHS was made based on history of dapsone intake followed by fever, morbilliform rash, eosinophilia, hepatitis, and laboratory evaluation. Oral dapsone was withdrawn, empirical broad-spectrum antibiotic cover (piperacilline, ciprofloxacin and metronidazole) was given along with iv fluids, O2 inhalation at 2L/min, inj. Furosemide, potassium check binders and Inj. Dexamethasone was initiated after 48 hours. On fourth day patient was drowsy, irritable and poorly responding to demands. The clinical condition deteriorated on fifth day and patient was unconscious, reflexes were sluggish, flapping tremors were present. Laboratory evaluation revealed total bilirubin: 10.8mg/dl, direct bilirubin: 5.7mg/dl, SGOT:137 IU/L, SGPT:128 IU/L, ALP:64 IU/L, total protein: 5.1g/dl, serum albumin: 2.2g/dl, serum ammonia: 59mmol/l, SPO2: 97% on O2 2-3L. NCCT and DWI scan of brain revealed no significant brain parenchymal abnormality. She was diagnosed with hepatic encephalopathy grade 2 which progressed to grade 3 over a period of 2 days. She was then started on inj.N-acetyl cysteine 1g in 100ml NS BD. She was instituted with inj mannitol 100 ml TID and tab rifaximin 550 mg BD. Her general condition started improving from 8th day of admission. Investigations reports were as follows: total bilirubin: 9.6 mg/dl, direct bilirubin: 5.1 mg/dl, SGOT:143 IU/L, SGPT:109 IU/L, TC:7330 cells/cumm, Platelet count: 1.17Lakhs/cumm. Following gradual improvement of cutaneous lesions and laboratory evaluation report, patient was started on oral prednisolone 60mg on day 10. Patient improved over next 10 days with gradual subsidence of fever, rash, hepatitis. Antibiotics was discontinued on day 15 and she was discharged on day 20 of admission. Prednisolone was continued at 1mg/kg/day for one month and gradually tapered off with normalization of liver function.

DISCUSSION

Dapsone hypersensitivity syndrome (DHS) was firstly described by Aldday & Barnes in 1951. DHS is a rare but potentially life-threatening adverse drug reaction with incidence of 0.5% to 3%. It is an idiosyncratic drug reaction characterized by the triad of fever, rash and systemic involvement which can cause severe organ dysfunction. Associations between HLA-B*1301 and dapsone-induced cutaneous adverse drug reactions were identified. In general DHS occur three to six weeks after oral administration of dapsone, and subside with the cessation of this drug. The pathogenesis is not clear and hypothesized which include genetic deficiency of detoxifying enzymes which leads to accumulation of drug metabolites, genetic associations between human leukocyte antigen and drug hypersensitivity and virus-drug interaction. Pathomechanism of DHS may be due to reactive metabolite formation and inherited genetic defects to metabolize these drugs and intermediates. There is some evidence to suggest that metabolic differences in the production and detoxification of reactive metabolites, play an important role in sulphonamide hypersensitivity reactions. Production of a toxic metabolite due to imbalance between alternative routes of dapsone metabolism, have been considered as risk factors for hemolytic anemia. The influence of a particular disease state on a susceptibility to a hypersensitive reaction is another potential factor, such as the cellular immunodeficiency observed in patients with lepromatous leprosy, and history of allergy. Diagnosis of dapsone hypersensitivity syndrome is based mainly on history, clinical and laboratory examination. Prompt withdrawal of Dapsone, systemic steroids (oral prednisolone 1mg/kg/day or intravenous methylprednisolone or dexamethasone in equivalent doses), supportive measures and minimal use of

other drugs are essential in the management of DHS. Gradual tapering regimens of systemic corticosteroids are recommended as dapsone persists for upto 35 days in organs via protein binding and entero-hepatic circulation. Mortality as high as 12 to 23% have been reported in severe DHS. Thus, a high index of suspicion for early diagnosis, along with prompt treatment are essential to prevent mortality and late complication of interstitial pulmonary fibrosis.

CONCLUSION

The long interval between the onset of drug intake and the appearance of symptoms, variable clinical features, and the unpredictable disease progression makes DHS a diagnostic challenge. Treating Physicians prescribing dapsone for various clinical conditions should be aware of potentially fatal DHS, which can present with fever, rash and multiple-organ involvement to ensure timely diagnosis and appropriate management

DEPARTMENT NEWS

PUBLICATIONS

The following articles were published by Department of Dermatology in indexed specialty journals:

- ▶ Ghosh A, Swaroop M R, Ravindranath M, Mallya R. Comparative study of efficacy and safety of fractional CO2 laser and microneedling fractional radiofrequency (MnRF) in the treatment of striae distensae. IP Indian J Clin Exp Dermatol 2020;6(3):277-286.
- ▶ Yogesh Devaraj, M.Ranga Swaroop, Mouryabha Shale, M. Nikitha Reddy, Y.Priyanka, M.S.Premika Dermatoses neglecta: a case report. Int J Res Dermatol 2020;6:696-8.

POSTER AND PAPER PRESENTATIONS

FACULTY

- ▶ Dr.M.R.Swaroop, Dr.Premika M.S presented a poster on Dapsone hypersensitivity syndrome -A case report at CUTICON held on 28th and 29th November 2020.

POST GRADUATES

1. **Dr Rashmi R Mallya** presented a poster titled "Purpura fulminans secondary to rickettsial infection" in CUTICON Karnataka-2020 held on 28th and 29th November 2020.
2. **Dr Rashmi R Mallya** presented a paper titled "A Comparative study of efficacy and cost effectiveness of topical permethrin and oral ivermectin in the treatment of scabies" in CUTICON Karnataka-2020 held on 28th and 29th November 2020.
3. **Dr Yashwanth Reddy** presented a paper titled "Assessment of efficacy of fractional carbon dioxide laser in treatment of acne scars" in CUTICON Karnataka-2020 held on 28th and 29th November 2020.
4. **Dr Yashwanth Reddy** presented a poster titled "Bowens disease a case study" in CUTICON Karnataka-2020 held on 28th and 29th November 2020.

5. **Dr Priyanka Y** presented a poster titled "A Comparative study of efficacy of modified technique of autowart implantation therapy and autowart injection therapy in treatment of multiple, recurrent and recalcitrant wart" on 28th and 29th November 2020.
6. **Dr Priyanka Y** presented a paper under oral presentation titled "Associations of metabolic syndrome and insulin resistance in early onset androgenetic alopecia in males: A case-control study on 28th and 29th November 2020.

RESOURCE PERSON

Dr M R Swaroop delivered the following talks on dermatology forum:

1. Recent trends in melasma.
2. Management of acne scars.

CONFERENCE, WORKSHOPS AND CME ATTENDED BY FACULTY & POSTGRADUATES

FACULTY

1. Completed IADVL E-workshop on Lasers for pigmentation, acne scar management, rejuvenation for anti-ageing and hair reduction.
2. Participated in workshop on Platelet rich plasma.
3. Attended 2days workshop on Internal Quality Auditors Training as per ISO 9001:2015.

Dr. Yogesh D

1. Completed IADVL Laser e-workshop on Laser hair reduction on 19th July 2020.
2. Participated in Virtual symposium on "E learning Development, Delivery and Assessment" held on 23rd-25th July 2020 conducted by Sri Siddhartha Institute of Medical Sciences and Research centre, T Begur.
3. Attended IADVL pediatric conference E-PEDDERMACON 2020 on 26th July 2020.
4. Completed IADVL Advanced post graduate procedural dermatology training on 2nd August 2020.
5. Attended Virtual good clinical practice (GCP) training workshop on 14th, 15th and 16th September 2020 conducted by AIMS, B G Nagar.

POST GRADUATES:

1. Dr Rashmi R Mallya and Dr. Premika.MS post graduates, participated as a team at the state level IADVL GSK National online quiz program for post graduates on 22nd November, 2020.
2. Dr Rashmi R Mallya and Dr. Premika.MS post graduate, completed IADVL Device based medifacial e-workshop on 27th September 2020.
3. Dr Priyanka Y, Dr M. Nikitha Reddy participated in IADVL dermatology conference MID DERMACON 2020 on 29th August and 30th August 2020.
4. Dr Yashwanth Reddy, Dr Rashmi R Mallya, Dr. Premika.MS, Dr Priyanka Y, Dr M. Nikitha Reddy completed IADVL Laser e-workshop on Laser hair reduction on 19th July 2020.
5. Dr. Premika.MS, Dr Priyanka Y, Dr M. Nikitha Reddy participated in IADVL pediatric conference E-PEDDERMACON 2020 on 26th July 2020.
6. Dr Yashwanth Reddy, Dr Rashmi R Mallya, Dr. Premika.MS, Dr Priyanka Y, Dr M. Nikitha Reddy completed IADVL National vitiligo e-symposium on 21st June 2020.
7. Dr Rashmi R Mallya, Dr Priyanka Y, Dr Nikitha Reddy attended an IADVL webinar on Hormonal and Metabolic Aspects of Acne on 28st June 2020.
8. Dr Yashwanth Reddy, Dr Rashmi R Mallya, Dr. Premika.MS, Dr Priyanka Y, Dr M. Nikitha Reddy Participated in IADVL Web based CME on Leprosy on 16th august 2020.
9. Dr Yashwanth Reddy, Dr Rashmi R Mallya, Dr Priyanka Y, Dr M. Nikitha Reddy completed IADVL e-workshops on PRP from 4th August 2020 to 4th October 2020.
10. Dr Yashwanth Reddy, Dr Rashmi R Mallya, Dr. Premika.MS, Dr Priyanka Y, Dr M. Nikitha Reddy Completed IADVL post graduate procedural dermatology training on 2nd august 2020.
11. Dr Yashwanth Reddy, Dr Rashmi R Mallya, Dr. Premika MS, Dr Priyanka Y, Dr M. Nikitha Reddy, Dr. S MD Obeidullah, Dr.Taranpreet Kaur Kalra, Dr.Shailashree D participated in IADVL dermatology state conference cuticon KN 2020 on 28th and 29th November .
12. Dr. S MD Obeidullah, Dr.Taranpreet Kaur Kalra and Dr.Shailashree D participated in IADVL E-Dermabasics on 27th September 2020.
13. Dr Rashmi R Mallya completed IADVL Laser E workshop on rejuvenation and anti-ageing held on 16th August, 2020.

ACHIEVEMENTS

- ▶ Dr Mithila Ravindranath post graduate got 6th rank in the recently concluded RGUHS post graduate Dermatology external examination 2020.
 - ▶ Dr Rashmi R Mallya, post graduate won 1st prize in the competition for design of cover page of the 10th issue of Yuvaderma (IADVL Karnataka Dermatology resident forum) E-bulletin.
 - ▶ We welcome new staff Dr. Neethu Nag, Senior Resident to our Department.
 - ▶ We welcome new post graduates Dr. Shaik Mohammed Obeidullah, Dr. Shaila Shree D, Dr. Taranpreet Kaur Kalra to our department.
-



|| Jai Sri Gurudev ||

ADICHUNCHANAGIRI INSTITUTE OF MEDICAL SCIENCES

(A constituent college of Adichunchanagiri University)



Chief Patron

Paramapoojya, Jagadguru
Sri Sri Sri Dr. Nirmalanandanatha
Mahaswamiji

Chief Advisor

Dr. M G Shivaramu.,
Dean of Health Sciences (Medical),
Principal, A.I.M.S.

Editor in Chief

Dr. Shivakumar.B.K
Associate Professor
and I/C HOD

Editorial board

Dr. Vinay.H.R
Assitant professor

E-mail

psychiatry@bgsaims.edu.in

Let the Minds talk

A Biannual Newsletter from Department of Psychiatry, AIMS

Editorial

Dear readers,

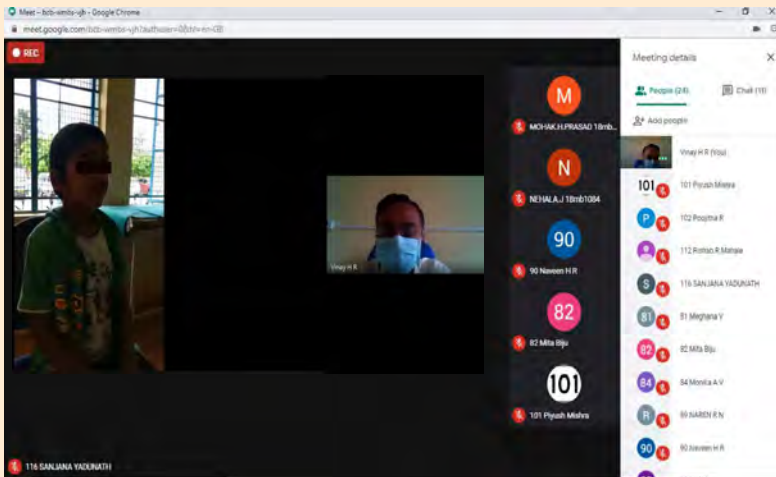
I wish a Happy New Year 2021 to one and all and greetings from the department of psychiatry. We extend our gratitude to Paramapoojya Jagadguru Sri Sri Sri Dr. Nirmalanandanatha Mahaswamiji, Honourable Vice chancellor, Principal and Medical Superintendent for constant support to carry out various departmental activities.

Though it is the time of pandemic, we tried our best in taking care of patients directly and also through online consultation, especially for patients with covid-19 infection. We adapted for improvement in academic activities by taking online classes for students, both theory and clinical postings with some innovations attempted. We also organized various activities and few webinars to commemorate the days like World suicide prevention day, World Alzheimer's day and World Mental Health Day, 2020. The faculty from the department also participated in various webinars conducted at the institution by other departments. The challenges during this period included not only pertaining to academic domain and patient care, but also on the personal front with faculty enduring the phase of self infection and affected family members.

Towards the end of the year 2020, with the COVID-19 cases reducing and students back in the campus, there was hint of things restoring back to previous self though with so called "new normal" protective measures/strategies and lifestyle.

Dr. Shivakumar.B.K
Associate Professor & I/c HOD

Departmental activities - during and post Covid crisis



Online classes were the norm - Including clinical postings. Attempt was made to teach through video clips of patients and simulated patients. Feedback from students in this regard was encouraging.

Curriculum Implementation Program(CISP) -II was organized by Medical education Unit (MEU) under the guidance of St.John's Medical College, Bengaluru on 27th and 28th August, 2020 at AIMS auditorium. **Dr.Shivakumar.B.K**, associate professor from the department was a delegate in the workshop. The program was conducted offline under the observership as per directions of Medical Council of India and was intended to orient the faculty for effective implementation of CBME.



|| ಜಿ ಎಸ್ ಗ್ರಾಮದೇವಿ ||

Adichunchanagiri University
Adichunchanagiri Institute of Medical Sciences
 B.G.Nagara - 571448, Nagamangala Taluk, Mandya District, Karnataka

**WEBINAR
SERIES**

Date: 10th Sept 2020
 Time: 02:15 p.m. to 03:15 p.m.

Department of Psychiatry
 in Collaboration with
Department of Clinical Psychology

Theme: Working Together to Prevent Suicide

Resource Person :

Dr. Vinod Akkasali, MD, DPM (NIMHANS)
 Assistant Professor, Department of Psychiatry,
 S.N Medical College & HSK Hospital,
 Bagalkot.

World Suicide Day, 2020 was observed at the institution on 10th September, 2020 by the department in association with department of clinical psychology. A webinar was organized on the theme "**Working towards to prevent suicide**". The resource person was **Dr.Vinod Akkasali**, assistant professor at S.N.Medical college, Bagalkot



World Alzheimer's Day was observed at the institution on 21st September, 2020 by the department and had organized a International webinar on the theme "**Let's talk about Dementia**". The resource person was **Dr.Keerthi sundr.G.S**, consultant psychiatrist in old age Midlands partnership trust, Stafford, UK.

World Mental Health Week was observed at the institution between 10th to 17th October, 2020 by the department in association with department of clinical psychology. A series of events were organized to commemorate the occasion. It included online screening of short movies related to mental health, essay competition for undergraduate students in association with AIMS Kannada Balaga, online quiz for students and a webinar on the theme "**Mental Health for all: Greater investment- greater access**". The resource person was **Dr.Suresh Badamath**, Professor at Head of forensic psychiatry services at NIMHANS, Bengaluru.



As per the directions of registrar, Adichunchanagiri University, 3 days faculty development programme for all the six constituent colleges of the university was hosted by Sri Adichunchanagiri college of Pharmacy between 27th to 29th of November, 2020. The workshop was on the topic "**Microteaching & Bloom's taxonomy: Learning in action**". **Dr.Vinay.H.R**, Assistant professor in the department was a delegate in the workshop.

Academic activities of faculty

Dr. Shivakumar.B.K

Conferences/CME/Workshops/Guest lectures organized:

1. A webinar was organized on the theme "Working towards to prevent suicide" on the occasion of World Suicide Prevention day, on 10th September, 2020.
2. An International webinar on the theme "Let's talk about Dementia" was organized on the occasion of World Alzheimer's Day, on 21st September, 2020.
3. World Mental Health Week related activities like short movie screening, online quiz, webinar and essay competition conducted between 10th to 17th October, 2020.

Conferences/CME/Workshops/Guest lectures attended:

1. Webinar on "Geospatial technologies for better governance" (Geotagging) organized by IQAC and hosted by BGS Institute of technology on 28th July, 2020
2. Curriculum implementation support program (CISP-II) organized by MEU on 27th and 28th August, 2020.
3. Sensitization program by AIMS- Skill and simulation lab on 5th November, 2020

Dr. Vinay.H.R

Conferences/CME/Workshops/Guest lectures organized:

1. A webinar on career guidance for UGs and Interns organized by IQAC. Resource person was Dr.B.J.Mahendra, Professor and HOD, Community Medicine, KIOMS.
2. Curriculum implementation support program (CISP-II) organized by MEU on 27th and 28th August, 2020.
3. An orientation program for MD/MS PG students of batch 2020-21 organized by MEU on 8th September, 2020.

Conferences/CME/Workshops/Guest lectures attended:

1. A webinar on "E-content development, delivery and assessment organized by Sri Siddhartha Institute of Medical Sciences and research centre, Tumakuru.
2. A faculty development program organized by AIMS institutional ethics committee on topic "Good Clinical Practice" held between 14th to 16th September, 2020.
3. A webinar on "Enhancing the research visibility: strategies and techniques" organized by AIMS learning and resource centre and IQAC on 17th December, 2020.
4. A program on "Motivation and personality development" organized by Student Empowerment and Excellence Development (SEED) on 18th December, 2020.
5. A workshop on Internal Quality Auditors as per ISO 9001:2015 organized by IQAC on 21st and 22nd December, 2020.



Adichunchanagiri Institute of Medical Sciences
B.G.Nagara, Nagamangala, Mandya

To,

**ADICHUNCHANAGIRI
INSTITUTE OF MEDICAL
SCIENCES**

(A constituent college of
Adichunchanagiri University)



Chief Patron

**Paramapoojya Jagadguru
Sri Sri Sri
Dr.Nirmalanandanatha
Mahaswamiji**

Advisor

**Dr. M.G Shivaramu
Dean of Health Sciences medical,
Principal AIMS.**

Chief Editor

**Dr. Kiran M Naik
Professor & HOD**

Editorial Board

1. Dr. G. C. Ravi
2. Dr. Vinay.S. Bhat
3. Dr. Ravi K.S.
4. Dr. K Satish Kumar
5. Dr. Nitha
6. Dr. Pragathi B S

Members

1. Dr. Nikesh Kumar Singh
2. Dr. Priyanka Singh
3. Dr. Ajitha Tavvala
4. Dr. Swarna Priya M
5. Dr. Shruti Nadagoud
6. Dr. Abhishek M P
7. Dr. Reshma R Nair
8. Dr. Greeshma. P. G
9. Dr. Famida. P. A
10. Dr. Aniketh. V. R

॥ Jai Sri Gurudev ॥

DHAWANI



**DEPARTMENT OF OTORHINOLARYNGOLOGY &
HEAD & NECK SURGERY**

From the Editor's Desk



Dear all,

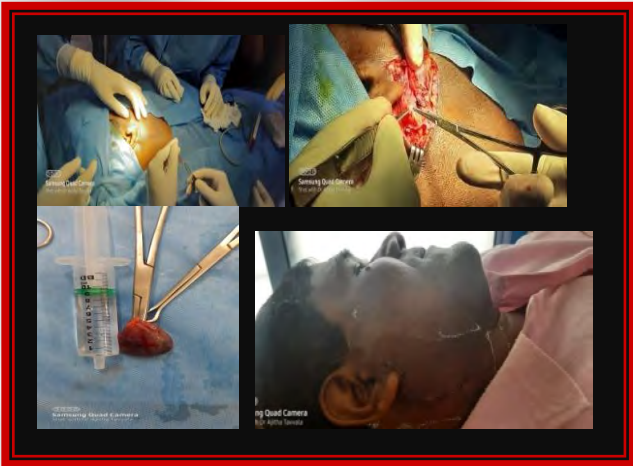
This issue is dedicated to all the personnel involved in various efforts in shaping the ENT department in the covid scenario and our department has successfully dealt with each and every challenge and will continue to embrace new challenges.

**Dr Kiran M Naik
Professor and HOD
Department of ENT**



INTERESTING CASE REPORTS

1) A CASE OF RIGHT PAROTID LYMPHOEPITHELIAL CYST :



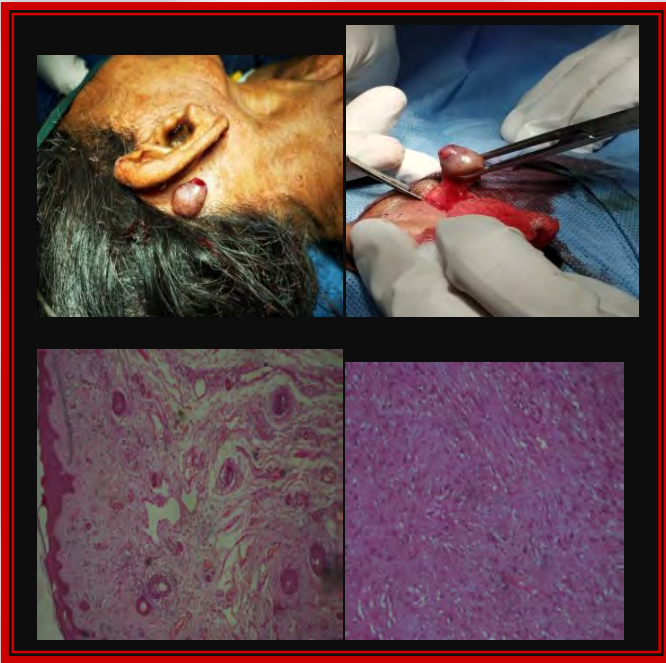
- A 51 year old male patient presented with complaints of swelling over the right parotid region since 2 and half years.
- FNAC was suggestive of Lymphoepithelial cyst. The cyst was excised in toto.
- HPE revealed benign lymphoepithelial cyst.

2) A CASE OF CROOKED NOSE:



- A 23 year old female presented with deformity of nose since childhood.
- On Examination: Deformity involving the dorsum and supratip was present. On Anterior rhinoscopy septum showed 'S' shaped deformity, mucosa was normal and lateral wall showed bilateral inferior turbinate hypertrophy.
- She underwent Septorhinoplasty.

3) A RARE CASE OF BLEEDING ANCIENT SCHWANNOMA



- A 75 year old female presented with profuse bleeding of postauricular swelling since 6 months.
- On examination: A solitary 3 x 2 cms ovoid swelling in postauricular area was seen. Skin over swelling was tense, glistening with spurting of blood. She underwent postauricular swelling excision under LA on emergency basis.
- HPE was suggestive of benign spindle cell neoplasm – Schwannoma.

4) A CASE OF BUCCAL CARCINOMA



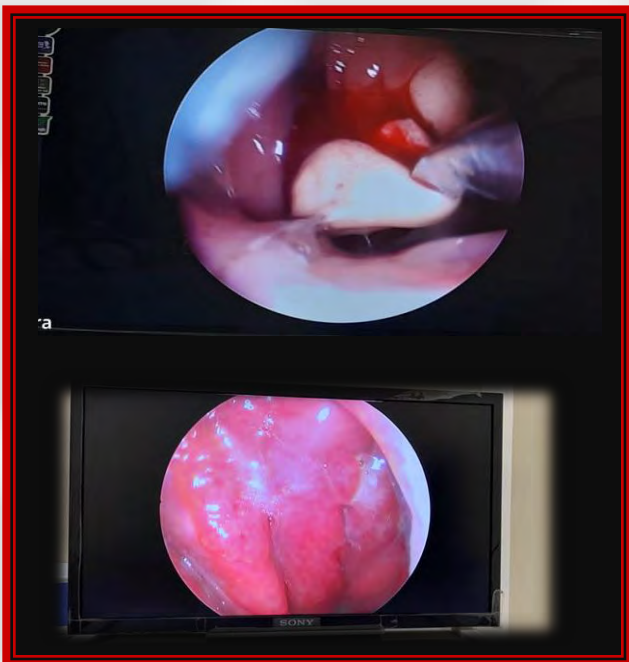
- A 63 year old male patient presented with complaints of growth over right buccal mucosa since 3 years.
- On examination: A 3 x 2 cms proliferative growth was present over right buccal mucosa extending from the retromolar trigone up to the angle of mouth on the right side.
- He was diagnosed with Right buccal carcinoma and underwent wide excision with PMMC Flap.
- HPE revealed squamous cell carcinoma well differentiated.

5) A CASE OF LYMPHANGIOMA



- A 25 year old female presented with complaints of swelling over left side of neck since 20 days.
- On examination: An ovoid swelling measuring 7 x 4 cms extending from below the left ear lobule to 4 cms above left clavicle was seen. It was firm in consistency, with no local rise of temperature. Patient underwent excision of cyst.
- HPE revealed Lymphangioma.

6) A RARE CASE OF THORNWALDT'S CYST



- A 23 year old male presented with complaints of bilateral nasal obstruction since 2 years.
- On examination:
- External framework: Normal
- Anterior rhinoscopy: Septum showed deviation to left with spur with bilateral hypertrophy of inferior turbinates.
- DNE done showed Thornwaldt cyst which was confirmed by CECT.
- Patient underwent Septoplasty with bilateral SMD with marsupialization of cyst.

TEACHING AND LEARNING

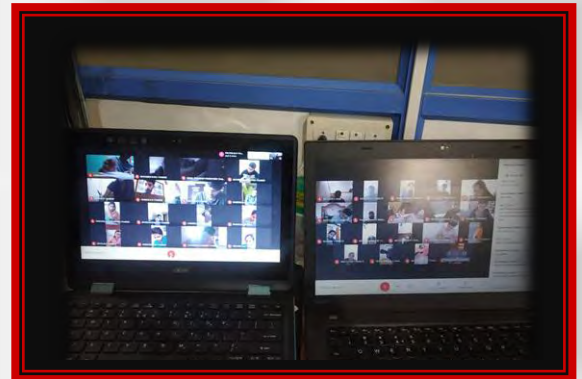
VIRTUAL INTEGRATION PROGRAM ON PURE TONE AUDIOMETRY AND HEARING

An online vertical integrated webinar on “**Pure Tone Audiometry**” was organized by Department of ENT and Head & Neck surgery in coordination with Department of Physiology, Adichunchanagiri Institute of Medical Sciences as a part of ENT webinar series on August 12, 2020 from 11 AM to 12 PM for first and third year undergraduate students.

The interactive webinar was delivered using Google meet platform by **Dr. Nitha**, Assistant Professor and **Miss. Chaithra K.C**, Audiologist from the department of ENT. The session aimed at a comprehensive understanding of pure tone audiometry and was followed by an open house session with an active participation by students and faculty.



- ✚ Online classes were conducted for undergraduate students using Google meet and Medwhiz platforms due to COVID-19 pandemic restrictions for the academic benefit of the students.



✚ Dr. Ravi G C, Professor

- Delivered a talk in a webinar on the topic **“Allergic rhinitis and its management”** held on 6th June 2020.
- Participated in **CISP-2 program** held on 27th and 28th of August 2020.
- Attended a webinar on **“Acute upper respiratory tract infection and its management”** on 26th September 2020.



- ✚ **Dr. Nitha**, Assistant professor and **Dr. Pragathi**, Senior resident, attended online webinar series on **“Voice and Vertigo”** from 11th to 14th of August 2020.

✚ **Dr. Kiran M Naik**, HOD, NABH coordinator organized the **National disability day** on 10-12-2020 to create awareness regarding the same. **Miss. K.T Meghana**, IAS, Asst Director Treasury who despite her visual limitations has excelled in academics was invited as the chief guest for the occasion to inspire all the participants for the event.



✚ **Dr. Kiran M Naik**, HOD was part of the Induction program conducted for the first year undergraduate students to orient them for their academic course.

SYNOPSIS

- ✚ The 1st year MD/MS postgraduate students were introduced to “**Synopsis Writing**” with a complete 2 days workshop on 10th and 11th of November, 2020.
- ✚ Resource persons of our department for the workshop were Dr.Vinay Bhat and Dr.Nitha as members of the scientific committee.
 - **Dr. Vinay S Bhat** addressed the topics “**Title writing, Plagiarism and References**”.
 - **Dr. Nitha** addressed the topic “**Title writing**”.

A FEATHER IN CAP


- ✚ **Dr. Ravi. K.S**, Associate professor, Deputy medical superintendent, AH&RC was appointed as **Liaison officer** on 8th December 2020 for all construction, infrastructure and equipment procurement activities.




CONFERENCES

- Our post graduate students participated in the online E-poster / Paper presentation in the 38th annual **Karnataka state level conference** of Otolaryngologists of India conducted by AOIKCON-2020 held at Davangere on 30th December 2020.

**A RARE CASE OF TOTAL OSSIFICATION OF STYLOHYOID LIGAMENT
PRESENTING AS AN UNUSUALLY LONG STYLOID PROCESS**



Presenting author - Dr. Swarnapriya.M


INTRODUCTION


Styloid process


The styloid process is derived from the Greek word “**stylos**” meaning a “pillar”. Pietro Marchetti an Italian surgeon first described the elongation of styloid process. Watt W Eagle coined the term “**styalgia**” to describe the pain associated with it. Second pharyngeal arch (**Reichert's cartilage**) ossifies to form styloid process. **Eagle's syndrome** also termed as elongated styloid process, styalgia, stylohyoid syndrome or styloid carotid artery syndrome is a rare condition commonly characterized by sudden, sharp nerve like pain in the mandible and temporo-mandibular joint, back of the throat and base of the tongue. It is usually triggered by swallowing, moving the jaw or turning the neck.

TONSILLAR CYST - AN ENIGMA

Epidermoid cyst in the palatine tonsil – a rare entity



Presenting Author : Dr Ajitha Tavvala



ABSTRACT

Epidermoid cysts are benign, developmental lesions seen anywhere in the body. Very few cases of an epidermoid cyst in palatine tonsil have been reported . This is a report of a 46 year old male patient who underwent tonsillectomy for a tonsillar cyst, which turned out to be an epidermoid cyst arising from the palatine tonsil.

Squamous cell carcinoma in lower lip reconstructed with Karapandzic flap

Presenting Author – Dr. Shruti V Nadagoud



ABSTRACT

Squamous cell carcinoma of the lip composes 25% -35% of all oral cancers. Lower lip is more commonly involved than the upper lip. The pivotal risk factors having impact on prognosis includes size of the tumour, histopathological type and grade, perineural invasion, regional lymph node metastasis, and local recurrences. Management of lip cancer and reconstruction is a surgical challenge.

SQUAMOUS CELL CARCINOMA OF LOWER LIP RECONSTRUCTED WITH ABBE-ESTLANDER FLAP



Dr. ABHISHEK M P

INTRODUCTION

The lip is an anatomic junction for 2 disparate groups of cancer. Cutaneous squamous cell carcinoma is a common malignancy with favourable prognosis, whereas oral mucosal squamous cell carcinoma is associated with significantly higher rates of nodal disease and worse outcomes. The squamous cell carcinoma of lip is more aggressive than cutaneous squamous cell carcinoma but less aggressive than oral mucosal squamous cell carcinoma. Squamous cell carcinoma and its variants represent by far the most common malignant tumour affecting the head and neck region, accounting for approximately 95% of primary tumours of oral cavity, oropharynx, hypopharynx, larynx and sinonasal tract.



An ulceroproliferative growth on the left lower lip near the angle of mouth.



Examination of oral cavity and lesion.

✚ Our post graduate students also attended the virtual **National level conference** in Otorhinolaryngology – **VNCON 2020** held on 6th and 7th November at Krishna Institute of Medical Sciences, Karad, Maharashtra.

✚ **Dr. Ajitha Tavvala**, post graduate student participated in the poster competition on “Noise induced hearing loss” in 2nd **Global conference** on Noise & Health organized by IMA-NISS, AOI and International journal of Noise & Health on 28th November 2020.

OUR PRIDE



✚ We congratulate **Dr. Sathish Kumar**, Associate professor for successfully clearing the basic course in **Biomedical Research** examination on January 2020.

❖ **Dr. Pragathi B S. MBBS, MS**

Senior resident of our department cleared her **DNB** exams in January 2020 and we congratulate her for it.



❖ **Dr. Ajitha Tavvala** secured the **first place** in the E-poster competition held on World environment day at AIMS, Bellur.

❖ We congratulate **Dr. Ajitha Tavvala** for winning Department of ENT, SSIMS RC **Silver Medal** for PG Case Report for the topic titled “**Thyroglossal Fistula –Excised in the right way**”.



TEMPORAL BONE DISSECTION



- Our postgraduate students attended the “**Temporal Bone Dissection Workshop**” held at Bengaluru on 19th & 20th December 2020.
- They were given hands on experience on dry and wet bones dissection to have an exposure into the intricate anatomy of temporal bone and also its impact on physiology of hearing.



YOUTH RED CROSS



Dr. Satish Kumar K, Assistant professor, Coordinator of Youth Red Cross(YRC)

1. Organized a program on “ **Promotion of Mental health and well being**” for teachers at BGS model public school, B.G. Nagara on 15/10/20.



2. Program on “**Training on first aid for core group volunteers**” in AIMS was organized on 22/10/20. The undergraduate and postgraduate core group volunteers attended the program.
3. “**National volunteers’ day**” was celebrated and **Smt Meera Shivalingaiah**, Nodal officer of District rehabilitation centre was invited as the chief guest to encourage the youth.

4. YRC in association with department of Pathology and AIMS NSS unit organized the “**National voluntary blood donors**’.



COVID WARRIORS

Swab Collection Team




Team members:

1. Dr. Satish Kumar K
2. Dr. Nitha
3. Dr. Pragathi B S
4. Dr. Nikesh Kumar Singh
5. Dr. Priyanka Singh
6. Dr. Ajitha Tavvala
7. Dr. Swarna Priya M
8. Dr. Shruti Nadagoud
9. Dr. Abhishek M P
10. Dr. Reshma R Nair
11. Dr. Greeshma. P. G
12. Dr. Famida. P. A
13. Dr. Aniketh. V. R



AYUDHA POOJA



TEACHERS' DAY



MOMENTS TO REMEMBER





॥ जे ज्ञाने ह्युपदेष्ट ॥



Adichunchanagiri University

ADICHUNCHANAGIRI INSTITUTE OF MEDICAL SCIENCES

B.G.Nagara, Nagamangala, Mandya - 571448



Chief Patrons

Paramapoojya Jagadguru Padmabhushana
Sri Sri Sri

Dr. Balagangadharanatha
Mahaswamiji

Sri Sri Sri Dr. Nirmalanandanatha
Mahaswamiji

Chief Advisor

Dr. M G Shivaramu.,
Principal, A.I.M.S.

Chief Editors

Dr. H.T. Venkate Gowda,
Professor and Head,
Dept. of Ophthalmology

Teaching Faculty

Dr. H.T. Venkate Gowda,
Professor and Head
Dr. Sundip Shenoy, Professor
Dr. Spoorthy S, Asst. Professor
Dr. Pooja H V, Assistant Professor
Dr. Soumya CA, Senior Resident

Members

Dr. Shruthi K P
Dr. Jeevitha R
Dr. Raghavendraswamy
Dr. Madhuri P
Dr. Kiran Kumar
Dr. Malvika Suresh
Dr. Vaisnavi Rao Prasad
Dr. Shipra V Shetty
Dr. Sharanya S N
Dr. Suman Devarmani
Dr. Krithi P Murthy
Dr. Vineel Sai

OPHTHO - VISION

Department of Ophthalmology



I am delighted to bring this newsletter introducing various activity done in the department of Ophthalmology in the past 6 months from JULY 2020 to DECEMBER 2020.

The COVID-19 pandemic did not stop us in conducting various activities such as Teacher's day, Eye donation fortnight, Diabetes awareness, World sight day were conducted.

We thank our beloved Principal Dr. M G Shivaramu for constant support and encouragement to conduct various departmental activities.

Around **67** camps were conducted in various areas around AIMS. **865** Cataract cases and **53** miscellaneous cases were operated. Total number of cases operated from January to December 2020 were **918**.

Our hospital is surrounded by many villages, where the burden of eye diseases is high. So, our aim of conducting various activities and camps were directed towards creating awareness, educating the masses regarding the common eye problems and uses of eye donation.

Virtual State level ophthalmic conference was conducted online from December 17th-20th. All faculty and postgraduates attended it.

A total of Five papers were presented in KOSCON from our department. It was a knowledgeable and innovative conference, helpful for both faculty and PG's.

We welcome the newly joined postgraduate's to the department, Dr.Sharanya SN, Dr.Krithi Murthy ,Dr.Suman Devarmani, Dr.Vineel Sai.

We welcomed our new staff Dr. Sowmya CA to our department as a Senior Resident.

A small farewell was conducted for Dr. Noothana S, Senior Resident from Department of Ophthalmology and we wish him all the best for his future endeavors.

Dr. H.T. Venkate Gowda,
Professor & HOD



Faculty - Dept. of Ophthalmology

TEACHERS DAY CELEBRATION

'Teachers day was celebrated by our students to express their gratitude to their teachers'.

WORLD EYE DONATION FORTNIGHT

World eye donation fortnight is observed every year from August 25th to September 8th. As a part of it, Department of Ophthalmology, AIMS had organized a webinar “by the students for the students” on the topic “**Eye Banking, its functions and Keratoplasty**” on 3rd of September. Following Topics were discussed by house surgeons of our department:

- Eye bank and eye retrieval center – Dr. Dhatri S Bettadapura
Dr. Drishya K
- Corneal retrieval and processing – Dr. Nandakumar R
Dr. Atika Praveen
- Preservation method of cornea – Dr. Divya R
Dr. Divya N
- Keratoplasty – Dr. Harishree Mohan
Dr. Disha Sethi

Under the guidance our HOD and Professor Dr. H.T. Venkate Gowda the webinar was successfully conducted and attended by all the faculty , postgraduates , interns and undergraduate students. The session was very informative and knowledgeable.

During this fortnight pamphlets on awareness of eye donation were distributed among people attending the OPD.



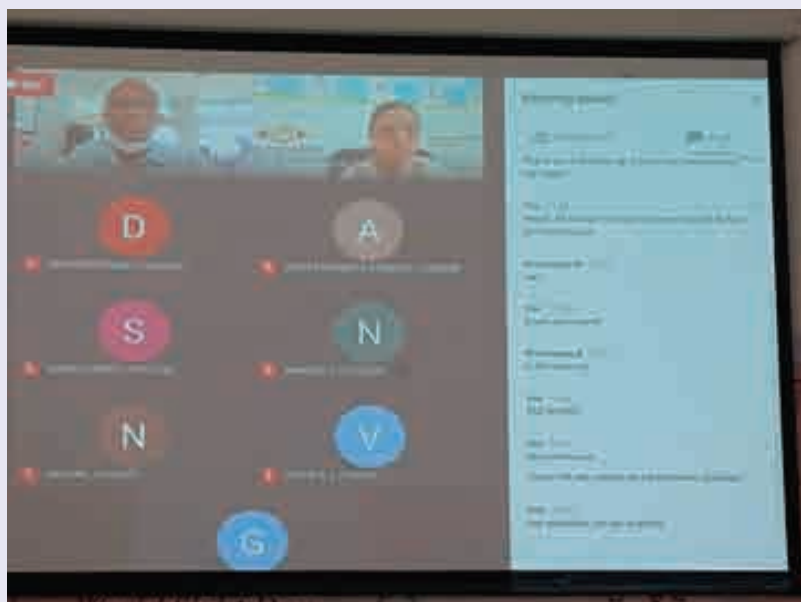
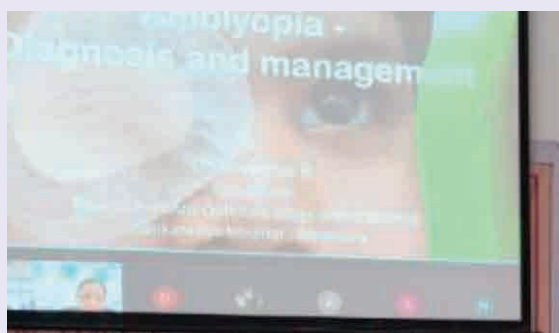
WORLD SIGHT DAY

‘WORLD SIGHT DAY’ celebrated worldwide on 2nd Thursday of October every year. This year the theme was **‘HOPE IN SIGHT’**. We from the Department of Ophthalmology organised a webinar on the topic- **“AMBLYOPIA- DIAGNOSIS AND MANAGEMENT”** on 8th October from 11am to 12 noon.

The guest speaker being **Dr. SOWMYA R**, M.S, FMRF, FAICO, Consultant, Department of Pediatric Ophthalmology and Strabismus, Sankara Eye Hospital, Bengaluru. Dr Sowmya discussed the clinical features, diagnosis and management modalities for Amblyopia. The session was chaired by **Dr. H.T Venkategowda**, Prof & HOD, Department of Ophthalmology. Amblyopia is one of the preventable and treatable causes of blindness. The latest treatment protocols and different studies were discussed in detail by the speaker. The webinar was attended by the faculty, postgraduate students and undergraduate students. It was an informative and interactive session with excellent presentation.

The webinar concluded with a final rundown of the topic and students and staff able to put forward their FAQs. This webinar has set the path for many more such sessions in the future.

We also distributed pamphlets containing information regarding the common preventable and curable eye diseases amongst the patients who visited the OPD.





“WORLD DIABETES AWARENESSMONTH” in November 2020.

Adichunchanagiri University, Adichunchanagiri Institute of Medical Sciences, BG Nagara-Department of Ophthalmology celebrated in November 2020.

We screened around 78 patients amongst which 12 patients were diagnosed with mild non-proliferative diabetic retinopathy and 2 patients were diagnosed with moderate non-proliferative diabetic retinopathy and were advised and counselled for control of sugars and regular follow up.

Pamphlets were distributed amongst all the patients coming to the outpatient department and nearby villages(camps were conducted in Hirisave, Nagamangala, Channarayapatna, Kelagere, Haradanahalli,Bellur, Pandavapura) in their own understandable language and explained them the importance of getting screened for diabetic related eye diseases, it's associated complications and the necessity for regular screening of such patients.





SCREENING CAMPS

For raising awareness there was a reach out to several villages around the hospital, where camps were conducted and resident ophthalmologists gave talk regarding the eye care, preventive and curative measures.



CAMP STATISTICS

There were around **43** camps conducted in various areas around AIMS from JANUARY 2020 to MARCH 2020. The camps were restarted with all NPCB guidelines and institutional SOP guidelines in the month of NOVEMBER. A total of 67 camps were conducted till date this year. **865** Cataract cases and **53** miscellaneous cases were operated. Total number of cases operated from January to December 2020 were **918**.


Since April 2016, under the guidance of Professor and HOD Dr. H.T. Venkategowda, a total of **12824** surgeries are done till date. Of which **10539** were cataract cases and **2285** were miscellaneous cases (pterygium, DCT, excision biopsy etc).

ACADEMIC ACHIEVEMENTS

PAPER PRESENTATIONS:

A total of FIVE papers were presented by our postgraduate students at Virtual State level Ophthalmic conference (KOSCON 2020) which was conducted online from December 17th-20th.

1. **Dr. H T. Venkate Gowda** HOD & Professor as Chief author, Second year PG Dr. Vaishnavi Rao Prasad presented a paper on 'Ocular morbidities in patients with antipsychotic medications.'
2. **Dr. Spoorthy S**, Assistant Professor as chief author, Second year PG Dr. Malvika Suresh presented a paper on 'Ocular association of polycystic ovarian syndrome.'
3. **Dr. Spoorthy S**, Assistant Professor as chief author, Second year PG Dr. Vaishnavi Rao Prasad presented a paper on 'Awareness and attitude towards eye donation among rural population.'
4. **Dr. Pooja H.V**, Assistant Professor as chief author, Second year PG Dr. Malvika Suresh presented a paper on 'Knowledge and awareness of glaucoma among nursing personnel.'
5. **Dr. Pooja H.V**, Assistant Professor as chief author, Second year PG Dr. Shipra Shetty presented a paper on 'Ocular surface changes in thyroid eye disease.'



PAPER'S PUBLISHED:

1. **Dr.Spoorthy S**, Assistant Professor as Chief author and Dr.Subashchandra, Junior Resident published a Paper on 'Central Corneal Thickness and curvature changes in pseudo exfoliation eyes in comparison with normal eyes.'
2. **Dr.Spoorthy S**, Assistant Professor as Chief author and Dr.Shruthi K P, Junior Resident published a Paper on 'Peripapillary retinal nerve fibre thickness and its association with refractive errors in adults in a rural hospital: An ocular coherence tomography study.'
3. **Two** more papers have been accepted for publication with Dr. Pooja H V, Assistant Professor as Chief author, Dr. H.T Venkate gowda HOD & Professor as second author, Dr.Jeevitha, Junior Resident and Dr. Madhuri, Junior Resident as corresponding authors.

INTERESTING CASES

1. Strabismus: A 29 yr old male patient came for cosmetic correction of Right eye deviation. O/E 30o right exotropia was noted. It was corrected with right eye Medial rectus resection and Lateral rectus recession under the guidance of Professor & HOD **Dr. H.T. Venkate Gowda** by **Dr.Pooja H V**, Assistant Professor with good postoperative results on follow up.



Pre Op



Post OP Day 1



Post OP Day 8

2. An elderly male patient presented to us with a vascular conjunctival tumour in right eye. Under the guidance of Professor & HOD **Dr. H .T. Venkate Gowda, Dr. Noothana S**, Senior Resident performed excision biopsy and was diagnosed as Non Hodgkin's Lymphoma patient was referred to higher centre for chemotherapy.



Pre Op



Post OP Day 1



Post OP Day 8

3. Elderly male patient came with complaints of right upper lid mass. Under the guidance of Professor & HOD **Dr. H.T. Venkate Gowda, Dr.Pooja H V**, Assistant Professor and **Dr. Noothana S**, Senior Resident performed excision biopsy with right upper lid reconstruction with good postoperative results.



Pre Op



Post OP Day 1



Post OP Day 8

4. An elderly male patient presented to us with a conjunctival mass in right eye with proptosis. Under the guidance of Professor & HOD **Dr.H.T. Venkate Gowda, Dr. Spoorthy S**, Assistant Professor and **Dr.Pooja H V**, Assistant Professor performed excision biopsy with good postoperative results. The final HPE report came as Non-Hodgkin's lymphoma and the patient was referred to higher centre for chemotherapy.



Pre Op



Intra OP



Post OP Day 8

5. An elderly male patient presented to us with blackish conjunctival mass and was clinically diagnosed as left eye malignant melanoma. **Dr.Pooja H V**, Assistant Professor performed Excision biopsy and sent for HPE.



PreOp



Excised Mass

6. A 3 Year old child from Bihar presented to us with Right eye Proptosis with family history of neurofibromatosis Type 1. Diagnosis of Optic nerve glioma was made after confirming by MRI. Under the guidance of **Professor & HOD Dr. H.T. Venkate Gowda**, **Dr. Spoorthy S**, Assistant professor, **Dr.Pooja H V**, Assistant Professor performed Enucleation with long optic nerve stump involving the mass and the specimen was sent for HPE, and the HPE diagnosis was Low grade Optic nerve glioma-Pilocytic Astrocytoma(WHO Grade I) .



Pre-Op



Enucleated Mass



Operating Team

Welcoming our new staff **Dr. Sowmya CA MBBS,MS** to our department as a Senior Resident.



PHOTO GALLERY



Adichunchanagiri Institute of Medical Sciences
B.G.Nagara, Nagamangala, Mandya



ANODYNE

॥ ज्ञाने इमे ह्यनपदेह ॥

Adichunchanagiri Institute of Medical Sciences
(A Constituent College of Adichunchanagiri University)



NEWS LETTER

Chief Patron

Paramapoojya Jagadguru Sri Sri Sri
Dr. Nirmalanandanatha
Mahaswamiji

Advisor

Dr. Shivaramu .M.G
Principal, AIMS

Chief Editor

Dr. Chethanananda.T.N
Professor & HOD

Editorial Board

Dr.Shivaramu.B.T
Dr.Sarvesh.B

Faculty Members

Dr.Chethanananda.T.N
Dr.Vasanth Kumar.K.R
Dr.Manjula.R
Dr.Shivaramu.B.T
Dr.Prajwal Patel.H.S
Dr.Sarvesh.B
Dr.Prashanth Gowtham Raj
Dr.Sarayu.R
Dr.Puttaiah.R
Dr.Swetha.P
Dr.Prajwal Kumar J
Dr.Maheshwari R

POST GRADUATES

Dr.Rajeev Keerthi.K.L
Dr.Ranjitha.C
Dr.Rashmi.H.R
Dr.Shravya.M.S
Dr.Prathiksha.B.Rao
Dr.Anand.P.Math
Dr.Manjunath.B.K
Dr.Praveen Kumar.M
Dr.Prathibha.P
Dr.A.Rohi Rasagna
Dr.Bhavyashree
Dr.Sukanand
Dr.Sujith.C.R
Dr.Nadia Ahmad
Dr.Rashmi Ashok Baligatti
Dr. Sangamesh
Dr.Sanjay
Dr.Roshni
Dr. Musunuri bala tripura
Dr. Saikumar patil
Dr. Misabah shahid
Dr. Srudhi estherin koshy
Dr. Muhammad raof

EDITORIAL

- We are dedicating this editorial to **Dr. (Miss) Rupa Bai Furdoonji**, the first qualified lady anaesthetist in the world.
- She did her medical schooling in Hyderabad Medical college.
- She obtained diplomas in Physics and Chemistry from university of Edinburgh.
- Furdoonji was an influential voice at the First and Second Hyderabad Chloroform commission held in 1888 and 1891 respectively.



Webinar: Approach to hospitalised COVID-19 patients – management of mild covid pneumonia in wards

17/08/2020

Webinar: Approach to hospitalised COVID-19 patients – management of mild covid pneumonia in wards

A webinar on APPROACH TO HOSPITALISED COVID-19 PATIENTS – MANAGEMENT OF MILD COVID PNEUMONIA IN WARDS was organised by the department of Anaesthesiology in association with the department of General Medicine as a part of the webinar series.

RESOURCE PERSON:

Dr. T. R. Chandrashekar,
Intensivist Liver Transplantation,
Institute of Gastroenterology Sciences and
Organ Transplant (IGOT)
Bangalore, Karnataka.

The objective of this webinar series has been to expose the students to eminent teachers to enlighten their knowledge and deeper understanding of severe COVID Pneumonia patients. Details of the program: Welcome note was given by Dr. Chethanananda TN, Prof and Head, Dept of Anaesthesiology, AIMS, BG Nagara.

Our beloved principal, Dr. M G Shivaramu, took first step in the course by inaugurating the program.

Keynote address was given by Dr. Shashikanth Bhat, Professor and Head, dept of General Medicine, AIMS, BG Nagara.


The speakers were introduced and scientific sessions were handed over to the resource person. This interactive webinar was delivered using the Google meet platform and was completed in one hour (2:00pm to 3:00pm). The presentation was followed by an interactive

session where different scenarios, difficult situations faced by our postgraduates and consultants, their doubts were discussed for about 50 minutes. This webinar was attended by 120 members.

At last, vote of thanks was delivered to all who were involved in our webinar.


॥ ज्ञानं धनं प्राणमयं ॥

Adichunchanagiri University
Adichunchanagiri Institute of Medical Sciences
B.G.Nagara - 571448, Nagamangala Taluk, Mandya District, Karnataka



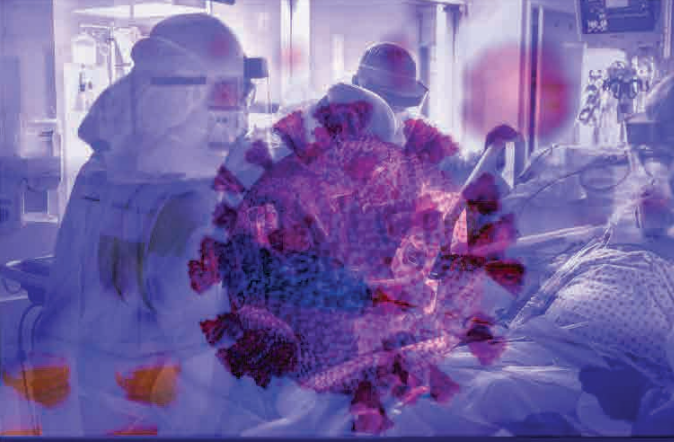
**WEBINAR
SERIES**

Date: 17th August 2020
Time: 02:00 p.m. to 03:00 p.m.




Department of Anesthesiology and General Medicine

Theme: An Approach to Hospitalised Covid-19 Patients



TOPIC: MANAGEMENT OF MILD COVID PNEUMONIA IN WARDS

Resource Person :



Dr. T.R. Chandrashekar, MBBS,MD (Anaesthesiology)
Intensivist Liver Transplantation
Institute of Gastroenterology Sciences & Organ
Transplant (IGOT)
Bangalore, Karnataka.

Webinar: Approach to hospitalised COVID-19 patients – management of severe covid pneumonia with HFNC and NIV

19/08/2020

Webinar: Approach to hospitalised COVID-19 patients – management of severe covid pneumonia with HFNC and NIV

A webinar on “Approach to hospitalised covid-19 Patients – management of severe covid Pneumonia with HFNC and NIV” was organised by the department of Anaesthesiology in association with the department of General Medicine as a part of the webinar series.

RESOURCE PERSON:

Dr. T. R. Chandrashekar,

Intensivist Liver Transplantation,
Institute of Gastroenterology Sciences and
Organ Transplant (IGOT) Bangalore, Karnataka.

The objective of this webinar series has been to expose the students to eminent teachers to enlighten their knowledge and deeper understanding of severe COVID Pneumonia patients.

Details of the program:

Welcome note was given by Dr. Chethanananda TN, Prof and Head, Dept of Anaesthesiology, AIMS, B G Nagara.

Our beloved principal, Dr. M G Shivaramu, took first step in the course by inaugurating the program.


Keynote address was given by

Dr. Shashikanth Bhat,


Professor and Head, dept of General Medicine, AIMS, BG Nagara.


The speakers were introduced and scientific sessions were handed over to the resource person. This interactive webinar was delivered

using the Google meet platform and was completed in one hour (2:00pm to 3:00pm). The presentation was followed by an interactive session where different scenarios, difficult situations faced by our postgraduates and consultants, their doubts were discussed for about 50 minutes. This webinar was attended by 75 members. At last, vote of thanks was delivered to all who were involved in our webinar.




|| ॐ नमो भगवते वासुदेवाय ||
Adichunchanagiri University
Adichunchanagiri Institute of Medical Sciences
B.G.Nagara - 571448, Nagamangala Taluk, Mandya District, Karnataka






**WEBINAR
SERIES**

Date: 19th August 2020
Time: 02:00 p.m. to 03:00 p.m.




Department of Anesthesiology and General Medicine

Theme: An Approach to Hospitalised Covid-19 Patients



**TOPIC: MANAGEMENT OF SEVERE COVID PNEUMONIA
WITH HFNC & NIV**

Resource Person :



Dr. T.R. Chandrashekar, MBBS,MD (Anaesthesiology)
Intensivist Liver Transplantation
Institute of Gastroenterology Sciences & Organ
Transplant (IGOT)
Bangalore, Karnataka.

Webinar: An approach to hospitalised COVID-19 patients–Management of COVID ARDS

24/08/2021

A webinar on Approach to hospitalised covid-19 patients – management of COVID ARDS was organised by the department of Anaesthesiology in association with the department of General Medicine as a part of the webinar series.

RESOURCE PERSON:

Dr. T. R. Chandrashekar,
Intensivist Liver Transplantation,
Institute of Gastroenterology Sciences and
Organ Transplant (IGOT) Bangalore, Karnataka.

The objective of this webinar series has been to expose the students to eminent teachers to enlighten their knowledge and deeper understanding of COVID ARDS patients.

Details of the program:

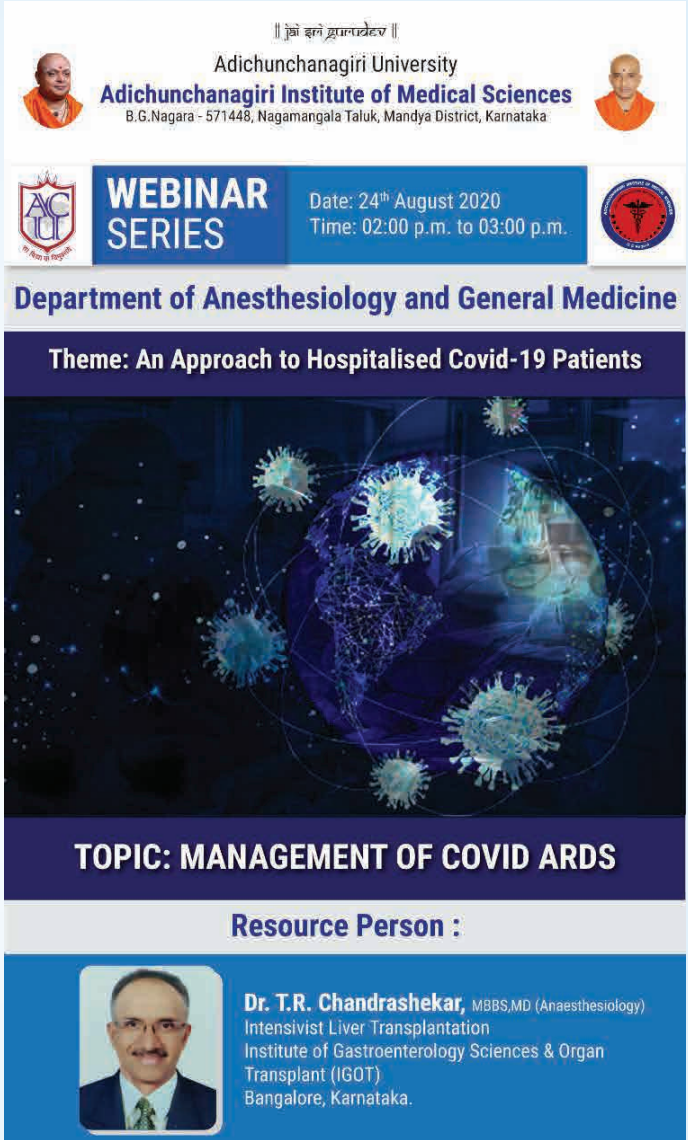
Welcome note was given by Dr.Chethanananda TN, Prof and Head, Dept of Anaesthesiology, AIMS, B G Nagara.

Our beloved principal, Dr. M G Shivaramu, took first step in the course by inaugurating the program.

Keynote address was given by
Dr. Deepak, Intensivist, AIMS, BG Nagara.

The speakers were introduced and scientific sessions were handed over to the resource person. This interactive webinar was delivered using the Google meet platform and was completed in one hour (2:00pm to 3:00pm). The presentation was followed by an interactive session where different scenarios, difficult situations faced by our postgraduates and their doubts were discussed for about 50minutes. This webinar was attended by 70

members. At last, vote of thanks was delivered to all who were involved in our webinar.



॥ ज्ञानं इक्ष्वाक्यैः ॥
Adichunchanagiri University
Adichunchanagiri Institute of Medical Sciences
B.G.Nagara - 571448, Nagamangala Taluk, Mandya District, Karnataka

WEBINAR SERIES
Date: 24th August 2020
Time: 02:00 p.m. to 03:00 p.m.

Department of Anesthesiology and General Medicine

Theme: An Approach to Hospitalised Covid-19 Patients

TOPIC: MANAGEMENT OF COVID ARDS

Resource Person :

Dr. T.R. Chandrashekar, MBBS,MD (Anaesthesiology)
Intensivist Liver Transplantation
Institute of Gastroenterology Sciences & Organ
Transplant (IGOT)
Bangalore, Karnataka.

Webinar: Labour Analgesia

22/10/2020

Webinar: Labour analgesia

A webinar on LABOUR ANALGESIA was organised by the department of Anaesthesiology in association with the department of Obstetrics and Gynaecology as a part of the webinar series.

RESOURCE PERSONS AND THEIR TOPIC:

Dr. Ravindra G L

Former Professor and HOD Anaesthesiology, Shivamogga Institute of Medical Sciences,

Topic: Neuraxial labour analgesia

Related topics from AIMS faculty:

Dr. Pooja Bhat

Assistant Professor, Department of OBG.

Topic: Obstetrician view of labour analgesia.

Dr. Saravesh B

Associate Professor, Department of Anaesthesiology.

Topic: Anatomy and physiology of labour pains

Dr. Prathiba K T

Assistant Professor, Department of Anaesthesiology.

Topic: Pharmacological and non-pharmacological methods of labour analgesia

The objective of this webinar series has been to expose the students to eminent teachers to enlighten their knowledge and deeper understanding of labour analgesia.

Details of the program:

Welcome note was given by

Dr. Chethanananda TN, Prof and Head, Dept of Anaesthesiology, AIMS, B G Nagara.

Our beloved principal, Dr. M G Shivaramu, took first step in the course by inaugurating the program.

The speakers were introduced and scientific sessions were handed over to the resource person. This interactive webinar was delivered using the Google meet platform and was completed in two hours (2:00pm to 4:00pm). The presentation was followed by doubt clearing session for about 30 minutes. This webinar was attended by around 100 members. At last, vote of thanks was delivered to all who were involved in our webinar.

॥ ज्ञानं ब्रह्म ॥

Adichunchanagiri University
Adichunchanagiri Institute of Medical Sciences
B.G.Nagara - 571448, Nagamangala Taluk, Mandya District, Karnataka




WEBINAR SERIES



Date: 22nd October 2020Time: 02:00 p.m. to 04:00 p.m.

Department of Anaesthesiology & OBG

	Dr. Ravindra G.L. 45 Mins Former Professor and Head, Dept of Anaesthesiology, SIMS, Shivamogga Presently Consultant, Janani Anaesthesia & Critical Care Service, Shivamogga Topic Neuraxial Labour Analgesia
	Dr. Pooja Bhat 15 Mins Assistant Professor, Dept of OBG Topic 1. Obstetrician View of Labour Analgesia
	Dr. Sarvesh B 15 Mins Associate Professor, Dept of Anaesthesiology Topic 2. Anatomy and Physiology of Labour Pains
	Dr. Prathiba K.T 15 Mins Assistant Professor, Dept of Anaesthesiology Topic 3. Pharmacological & Non Pharmacological methods of Labour Analgesia

Webinar: “Pain management in terminally ill cancer patients: hospice setting”

28/10/2020

A webinar on PAIN MANAGEMENT IN TERMINALLY ILL CANCER PATIENTS: HOSPICE SETTING was organised by the department of Anaesthesiology in association with the department Surgery as a part of the international webinar series.

RESOURCE PERSON:

Dr. Vibha Prasad

Senior Resident Physician, Palliative Medicine, Assisi Hospice, Singapore.

The objective of this international webinar series has been to expose the students to eminent teachers worldwide to enlighten their knowledge and deeper understanding of pain management in terminally ill cancer patients.

Details of the program:

Welcome note was given by

Dr. Chethanananda TN, Prof and Head, Dept of Anaesthesiology, AIMS, B G Nagara.

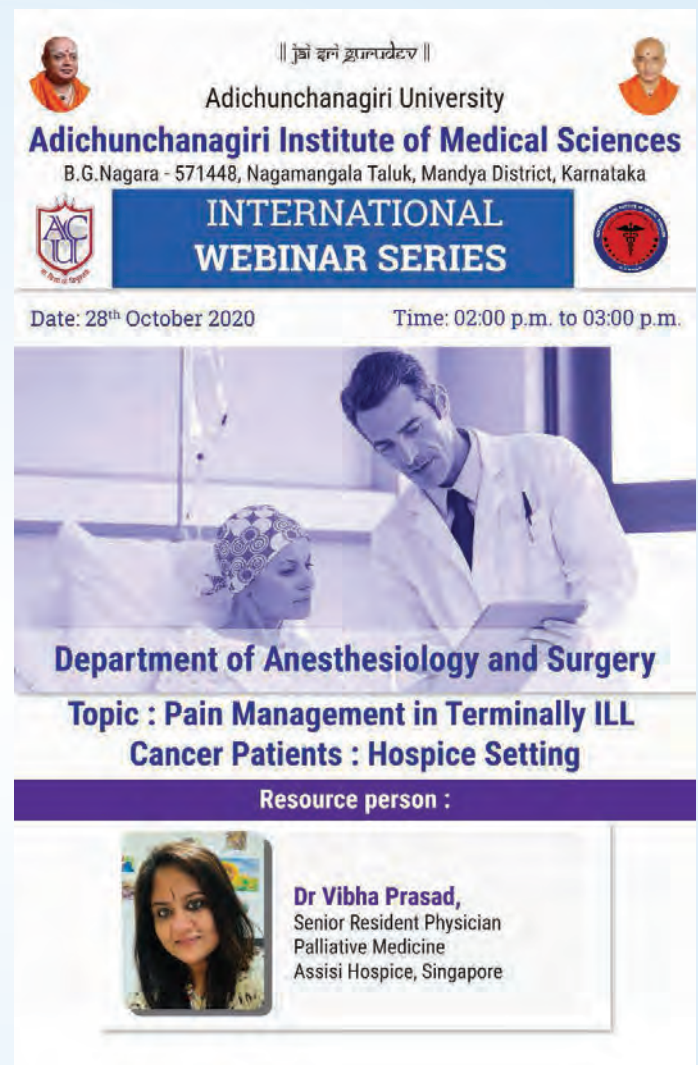
Our beloved principal, Dr. M G Shivaramu, took first step in the course by inaugurating the program.

Keynote address was given by

Dr. Manjula R, Professor, Dept of Anaesthesiology, AIMS, B G Nagara. The speakers were introduced and scientific sessions were handed over to the resource person. This interactive webinar was delivered using the Google meet platform and was completed in one hour (2:00pm to 3:00pm). The presentation was followed by doubt clearing session for about 30minutes.

This webinar was attended by around 60 members. At last, vote of thanks was delivered

by Dr. Shivakumar, Professor and head, Dept of Surgery, AIMS, BG Nagara, to all who were involved in our webinar.



॥ ज्ञानं दाने शुभमप्युदेव ॥

Adichunchanagiri University
Adichunchanagiri Institute of Medical Sciences
 B.G.Nagara - 571448, Nagamangala Taluk, Mandya District, Karnataka

INTERNATIONAL WEBINAR SERIES

Date: 28th October 2020 Time: 02:00 p.m. to 03:00 p.m.

Department of Anesthesiology and Surgery
Topic : Pain Management in Terminally ILL Cancer Patients : Hospice Setting

Resource person :
Dr Vibha Prasad,
 Senior Resident Physician
 Palliative Medicine
 Assisi Hospice, Singapore

CME AND CONFERENCES ATTENDED

1. VIRTUCON 2020 on 12TH TO 13TH DECEMBER

ATTENDED BY:

DR. Chethanananda T N
DR.Vasanthakumar.K.R
DR. Manjula R
DR.Sarvesh.B

DR. Ranjitha C
DR.Prathiksha.B.Rao
Dr.Manjunath B.K
Dr.Praveen Kumar M

Dr. Ranjitha C (PG) presented a paper “Comparison of efficacy of baska mask and laryngeal mask airway supreme during positive pressure ventilation- an observational study” under the guidance of Dr. Chethanananda T N and Dr.Manjula R.

Dr.Prathiksha (PG) presented a paper “Comparison of nalbuphine versus buprenorphine as an adjuvant to intrathecal bupivacaine in infraumbilical and lower limb surgeries” under the guidance of Dr. Chethanananda T N and Dr.Manjula R.

Dr. Ranjitha C (PG) presented a poster “Vajra bhasma- ayurvedic medicine: a rare and unusual cause of lyell’s syndrome and its successful management” under the guidance of Dr. Manjula R. and Dr.Chethanananda T N

Dr.Prathiksha (PG) presented a poster “Ultrasound guided spinal anaesthesia for laparoscopic cholecystectomy in a patient with dwarfism” under the guidance of Dr. Chethanananda T N and Dr.Prashanth G Raj.

2. Dr.Vasantha Kumar.K.R (Professor)

- Moderated the session of paper presentation at VIRTUCON 2020
- Delivered a lecture on “Self-belief – key to success” at JSS College of pharmacy Mysuru, on 07/09/2020.
- Delivered a lecture on “Self-belief – key to success” at Sri Adichunchanagiri College of Pharmacy , BG Nagara, on 17/11/2020
- Delivered a lecture on “Awareness webinar on “Cancer-not a death sentence” at Rotary west, Mysore, on 06/12/2020.

3. Dr.Manjula.R (Professor), attended **GARC 2020**, conducted by Ganga hospital, Coimbatore on 13/12/2020.

Publications:

1. Chethanananda T N, Annamreddy Anantha Rao, Suhana Banu, Ranjitha C. Comparative study between intrathecal Nalbuphine and Fentanyl as an adjuvant to hyperbaric Bupivacaine in transabdominal hysterectomy. MedPulse International Journal of Anesthesiology. August 2020; 15(2): 37-41.
2. Prajwal patel.HS, Sarvesh.B, Shivaramu BT. A clinical study of effects of clonidine as adjuvant with ropivacaine in ultrasound guided axillary brachial plexus block. International Journal of Medical Anesthesiology 2020; 3(2): 96-101
3. Lagadapati Madhav Avinash, Manjula R, Ranjitha C. Comparison of the effect of intrathecal 0.5% hyperbaric bupivacaine with dexmedetomidine and 0.5% hyperbaric bupivacaine with midazolam in patients undergoing elective lower abdominal surgeries - A prospective randomised controlled double blinded study. MedPulse International Journal of Anesthesiology. December 2020; 16(3): 138-143.
4. Prashanth Gowtham Raj S K, Damodar Reddy Y, Chethanananda T N, Prathiksha B Rao, Rashmi H R.A comparative study between intravenous ondansetron with dexamethasone and ramosetron in preventing postoperative nausea and vomiting in patients undergoing middle ear surgeries. MedPulse International Journal of Anesthesiology. January 2021; 17(1): 01-06.

Activities:

1. Hearty congratulations to Dr. Sarvesh .B , Associate professor for becoming an **EDITORIAL MEMBER** of “**Journal of Recent Advances in Pain**”, an international peer-reviewed journal on pain management..



2. Hearty congratulations to Dr.Puttaiah.R, who has been promoted as Assistant professor in the Department of Anaesthesiology, AIMS with effect from 05/10/2020.



3. A hearty welcome to our Senior residents Dr.Prajwal kumar.J and Dr.Maheshwari and our new Assistant Professor Dr.Swetha.P, to the department of Anaesthesiology, AIMS.



4. A hearty congratulations to rank holders in MD Anaesthesiology examination conducted by RGUHS University.



Dr.Sandhya Lakshmi Menon
First rank and GOLD MEDAL



Dr.Shruthi.R
Second Rank



Dr.Pavithra.D
Third rank

5. World Anaesthesia Day was celebrated on 16/10/2020. Dr.Chethanananda.T.N Prof. & HOD welcomed the gathering by mentioning the significance of the day.

The programme was graced by Dr.M.G.Shivaramu, Principal & dean health sciences as chief guest & Dr.Ravi.K.S, Deputy Superintendent of AH & RC was also present on the occasion. Pre-conducted Quiz programme, pick & speak & also e-poster presentation about the history of anaesthesia for Pg's to award prizes. This was co-ordinated by Dr.Vasanthakumar.K.R, Dr.Manjula.R, Dr.Shivaramu.B.T, Dr.Prajwal Patel.H.S, Dr.Sarvesh.B, Dr.Prashanth Gowtham Raj.S.K, Dr.Maheswari.R.





6. **“AYUDHA POOJA”** celebration at OT Complex on 25/10/2020



CONDOLENCE

7. Department of Anaesthesiology extends deep condolences to departed soul Dr.Radha MK, who served as Professor and HOD in the department of Anaesthesiology, AIMS for more than a decade.



8. Dr. Chethanananda TN (Professor and HOD), Dr.Vasanthakumar KR (Professor), and postgraduates performed at the Kannada Rajyotsava Celebration 2020.



9. Best wishes to exam going postgraduate students:

Dr.Rajeev Keerthi.K.L
Dr.Ranjitha.C
Dr.Rashmi.H.R
Dr.Shravya.M.S
Dr.Prathiksha.B.Rao

Dr Dr.Bhavyashree
Dr.Sukanand
Dr.Sujith.C.R
Dr.Nadia Ahmad
Dr.Anand.P.Math



Adichunchanagiri Institute of Medical Sciences
B.G.Nagara, Nagamangala, Mandya



JANANI- MOTHER IS LIVING GOD



Chief Patrons

Parama Poojya Jagadhguru
Sri Sri Sri Nirmalanandanatha
Mahaswamiji

Advisors

Dr. M G Shivaramu.,
Principal, A.I.M.S., Dean-faculty
of Health Sciences (Medical) ACU
Dr. B G Sagar
Medical Superintendent, AH & RC

Head of the Department
Dr. Ravindra.S.Pukale

Editorial in Chief
Dr. Ravindra.S.Pukale

Faculty

Dr. M.A.Chiniwar
Dr. R.C.Prameela
Dr. Mahendra G
Dr. Ramesh Babu
Dr. Bharathi K R
Dr. Triza K L
Dr. Subbappa K
Dr. Anil Kumar G V
Dr. Shrunga R P
Dr. Pooja Bhat
Dr. Spandana S
Dr. Raksha J

Post Graduates

Dr. Monika K Bhaskar
Dr. P Anushree V
Dr. Ankitha C R
Dr. Vidyashree R
Dr. Samskruthi N
Dr. Nadia Nishad
Dr. Ashwini Ubhale
Dr. Ekta Chhabra
Dr. Shravanthi V
Dr. Supritha J
Dr. J Yeshwanthini
Dr. Kavyashree H B
Dr. Swetha P S
Dr. Noorain Patel
Dr. Bhagyalakshmi
Dr. Priyanka J P
Dr. Jeeshma Kannan
Dr. Chaithra S D
Dr. Prakruthi N
Dr. Pragathi D
Dr. Monitha B S
Dr. L Niharika
Dr. Maithili Kumari
Dr. Guna Sanjana S



॥ ज्ञाने इति ह्युपदेष्ट ॥

Adichunchanagiri University

ADICHUNCHANAGIRI INSTITUTE OF MEDICAL SCIENCES

B.G.Nagara, Nagamangala, Mandya - 571448



Official Newsletter

Department of Obstetrics & Gynaecology

Dear Readers,

With divine blessings of Parama Poojya Jagadhguru Sri Sri Sri Dr Balagangadharanatha Mahaswamiji and with blessings of Parama Poojya Jagadhguru Sri Sri Sri Nirmalanandanatha Mahaswamiji , I am glad in bringing out the 9th volume 2nd issue of our department news letter for the year 2020 covering the activities from July 1st 2020 to December 31st 2020. I am very happy to present our department activities in the news letter "JANANI-MOTHER IS LIVING GOD". I take this opportunity to Thank our beloved Principal Dr. M G Shivaramu and Medical Superintendent Dr. B G Sagar for their constant support and encouragement for all the activities in our department. I thank all the faculty members and Postgraduates for their contribution.

Dr. Ravindra S Pukale

Professor and HOD

CONTENTS

- Editorial
- Gynaec-oncology workshop
- Publications
- Conference

GYNAEC – ONCOLOGY WORKSHOP

A 45yrs old Nulligravida was diagnosed to have uterine fibroid with left adnexal mass, underwent Total abdominal hysterectomy with left salphingo-oophorectomy



**Our department celebrated breastfeeding week
from August 3rd to August 9th 2020**





Quiz was conducted regarding breast feeding and lactation for house surgeons. Dr B G Sagar ,Medical Superintendent and Dr Mahendrappa ,HOD of Pediatric Department were invited for inauguration of breast feeding week celebration .

Our department celebrated Ayudha pooja on 24th of October 2020



Webinar series

Our Department organised a webinar on “Evidence based infertility management” on 18th of November 2020.



Department of OBG and Department of Anaesthesia conducted a webinar on LABOUR ANALGESIA on the 22nd of October 2020.

Dr Pooja Bhat, Assistant Professor, was a resource person and she spoke about Obstetrician View in Labour Analgesia.



PUBLICATIONS:

- 1) Dr Ravindra S Pukale, Dr Samskruthi Profile of Gynecological Malignancy reported at tertiary care center: A retrospective observational study. International Journal of Scientific Research, August 2020; 9(8): 1-2.
- 2) Dr Ravindra S Pukale, Dr Anushree Patel. Maternal And Foetal Outcome In Severe Preeclampsia in a tertiary care rural hospital, International Journal of Scientific Research, September 2020; 9(9): 1-4.
- 3) Dr Chaithra A, Dr MA Chiniwar, Dr Sharada B Menasinkai. A study on maternal factors affecting low birth weight in institutional deliveries. International Journal of Reproduction, Contraception, Obstetrics and Gynecology, October 2020; 9(10): 4245-4249.
- 4) Dr Vandana Sai Sirisha, Dr MA Chiniwar, Dr Sharadha B Menasinkai. Obstetric outcome in Primigravida with Unengaged versus Engaged fetal head at term. International Journal of Reproduction, Contraception, Obstetrics and Gynecology, January 2021; 10(1): 251-255.
- 5) Dr Mahendra G, Dr Ankitha C R, Prof Dr Ravindra S Pukale. A Clinicopathological Correlation Of Abdominal Hysterectomy Cases-Prospective Study in Rural Tertiary Care Hospital. International Journal Of Scientific Research, July 2020; 9(7): 52-54.
- 6) Dr Bharathi K R, Dr Supritha J, Dr Ravindra S Pukale. A Comparative study of the efficacy of intraumbilical and intravenous oxytocin in the management of 3rd stage of labour in vaginal delivery. International Journal of Scientific Research, December 2020; 9(12): 1-3.
- 7) Dr Triza Kumar Lakshman, Dr Ashwini R Ubhale, Dr Ravindra S Pukale. Maternal and fetal morbidity following caesarean section in a rural tertiary care hospital of southern India. International Journal of Scientific Research, December 2020; 9(12): 23-26.
- 8) Dr Pooja Bhat, Dr Mahendra G, Dr Anushree Patel. A Comparative Randomized Study Of Nitrofurantoin and Fosfomycin in the treatment of Urinary Tract Infections in non pregnant women at a tertiary care rural hospital, Karnataka. International Journal of Scientific Research, November 2020; 9(11): 35-38.

CONFERENCES AND CME:

We congratulate Dr Ramesh Babu for securing First prize in FOGSI POSTER COMPETITION on awareness of carcinoma of cervix.



We congratulate Dr Ramesh Babu for securing First prize in FOGSI POSTER COMPETITION on awareness of carcinoma of cervix.

National E- Conference on Labour and Birth: KVG Medical College and Hospital, Sullia, Karnataka,conducted on 25th September 2020

Sl. No	POST GRADUATE	POSTER	GUIDE
1	Dr Supritha J	Rupture of Non Communicating Rudimentary Horn Pregnancy in Bicornuate Uterus – A Rare Case Report	Dr Ravindra S Pukale
2.	Dr Anushree Patel	SR Cannula – An Epitome of Complication turned into simplification	Dr Ravindra S Pukale
3.	Dr Shravanthi V	Death Before Life: Illegal Abortion – A case report	Dr Ravindra S Pukale
4.	Dr Ashwini	Prenatal Diagnosis of Jejunal Atresia	Dr Mahendra G
5.	Dr Ekta Chhabra	“Fighting the Trauma of Leiomyoma” Mesquerading Vulval Trauma – A Rare case report	Dr Mahendra G

Sl. No	POST GRADUATE	POSTER	GUIDE
1	Dr Supritha J	A Comparative Study of the efficacy of intraumbilical and intravenous oxytocin in the management of 3rd stage of labour in vaginal delivery	Dr Ravindra S Pukale

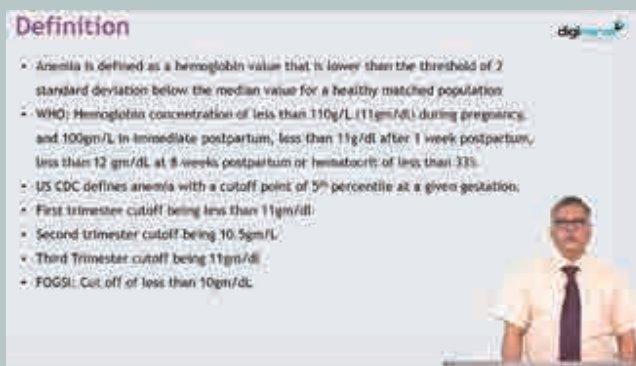
Virtual International CME “ Challenges of Covid 19 Pandemic In Obstetrics Practice: BLDE, Vijayapura, Karnataka conducted on September 11th 2020.

Sl. No	POST GRADUATE	POSTER	GUIDE
1	Dr Supritha J	Fetus Papyraceous in right horn of bicornuate uterus – A Rare Case Report	Dr Mahendra G
2	Dr Noorain Patel	“Thread within a Tummy of Post-natal Mummy – Displaced Cu-T : A Rare case report	Dr Mahendra G

FOGSI POGS International Virtual Conference JUST TUMOURS – Benign to Malignant conducted from 11-13th December 2020.

Sl. No	POST GRADUATE	POSTER	GUIDE
1	Dr Bhagyalakshmi	Dual Primary Malignancy: A rare organ combination	Dr Ravindra S Pukale
2	Dr Swetha P S	Large Anterior wall cervical fibroid in young nulliparous female: A case report	Dr Bharathi K R

Prof Dr Ravindra S Pukale ,Head of the department ,recorded 16 videos for undergraduate students under JP publications.



Prof Dr Ravindra S Pukale, Head of The Department has been selected by Rajiv Gandhi University Of Health Sciences, Karnataka as Expert Committee member in Obstetrics and Gynecology (PG curriculum) Vide Ref:ACA /DCD/ CBME- PG-Clinical/ 409/2020-21.

Prof Dr MA Chiniwar conducted online postgraduate exams for the students of IOG, Chennai and PSG Medical college Coimbatore as external examiner in September 2020.



Prof Dr MA Chiniwar was external examiner for postgraduate exams for the students of JSS Medical College, Mysore.



Prof Dr MA Chiniwar along with Dr Nirmala Jayashankar of Apollo Hospital ,Chennai ,were moderators for case presentation done by Dr.Monika Final Postgraduate of our college on Previous LSCS at the EMOCK 2020, PG Refresher course conducted by the department of IOG,Chennai, and presentation was appreciated by all faculty and postgraduates.

We welcome Dr. Spandana S and Dr. Raksha to our department

Dr Spandana S, Assistant Professor and Dr Raksha J, Senior Resident joined our department in the month of November, 2020.



Farewell to our beloved staff Dr Anil Kumar GV and Dr Shrunga RP

Both worked as Assistant Professor in our department and have been an important part of the department and has contributed in many academic upliftment and has motivated all students to achieve their goals.



Postgraduate exams were conducted by RGUHS in JULY, 2020 and our postgraduates performed exceptionally well by securing 100% results.

We congratulate Dr Vandana Sai Sirisha for securing 8th rank and Dr Shwetha GR for securing 10th rank in the university exams.



Covid Management in our Department

The Department of OBG in association with Government of India ,with divine blessings of Parama Poojya Jagadhguru Sri Sri Sri Dr Balagangadharanatha Mahaswamiji and with blessings of Parama Poojya Jagadhguru Sri Sri Sri Nirmalanandanatha Mahaswamiji has served selflessly for the treatment of Covid 19 patients. The Staff and Postgraduates have been successful in delivering 35 Covid Positive pregnant mothers. In association with government, the management has provided free treatment along with food and accommodation for the patients which has been a boon during this difficult situation of the pandemic.

In spite of many staff and students testing positive, the department continues to serve for the welfare of the patients.



Online classes were being conducted for the students of 9th term due to the ongoing COVID Pandemic . 95 theory classes and 15 practical classes were conducted.

All exam going post graduates attended :

- 1) Postgraduate revision course-webinar conducted by The Obstetric and Gynaecological Society of Southern India from October 12 -15th 2020.
- 2) EMOCK 2020 ,the PG Refresher course conducted by the department of IOG,PSGIMSR,Coimbatore from November 25th -29th 2020.

DEPARTMENT OF OBG





32 Pearls



Official Newsletter from the Department of Dentistry

|| जेवो इगे धुपारपवेहर ||

ADICHUNCHANAGIRI UNIVERSITY

**Adichunchanagiri
Institute of
Medical Sciences**

B.G.Nagara,
Nagamangala, Mandya - 571448



Chief Patrons

Sri Sri Sri Dr. Nirmalanandanatha
Mahaswamiji

Advisors

Dr. M. G. Shivaramu
Dean of Health Sciences Medical,
Principal, AIMS

Dr. B.G. Sagar
Medical Superintendent

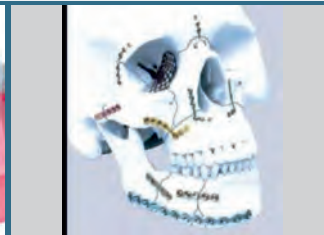
Members

Dr. Prasanna H.R
Prof And HOD

Dr. B.Ranjit Singh
Assoc Prof

Dr. Lakshmi M S
Asst Prof

Dr. Kavitha .M.N
Snr Resident



HOD's DESK

With the blessings of Paramapoojya Jagadguru
Sri Sri Sri Padmabhushana

Dr.Balagangadharanatha Mahaswamiji

and

His Holiness Jagadguru

Sri Sri Sri Dr. Nirmalanandanatha Mahaswamiji.

We are coming out with our newsletter **32 PEARLS** and are very happy to present it to you. I would like to express our gratitude to the Principal, Dr. M. G. Shivaramu for inspiring us with his encouragement.

Recently, there has been a growing interest in Dental research in this Issue we are focusing about **PERINATAL INFANT ORAL HEALTH CARE** ; we hope the article presented in this issue are informative and clinically useful.

Department of Dentistry.

Adichunchanagiri Institute of Medical Sciences

Professor and HOD



Perinatal Infant oral health care

Introduction

It should be the goal of all the dentists, physicians, allied health care professionals and the community organization to recognize and enhance the opportunity for a child to have a lifetime free from preventable oral diseases.

Background

Epidemiological data clearly indicates that early childhood caries (ECC) remains highly prevalent in economically lower background preschool children.

Early childhood caries may begin soon after the eruption and its occurrence on all the surfaces of primary teeth. Thus it's important to have education right from the perinatal period.

Perinatal period

Perinatal period is defined as the period around the time of birth, beginning with the completion of the 20th to 28th week of gestation and ending one to four weeks after birth.

Perinatal period plays a very important role for the well-being of pregnant women and of their new-born.

So, it's very important for the pregnant women to seek dental care in order to know the implications of poor oral health and their consequences.

Management of perinatal oral health care

- Oral health education ---all health care professionals should provide education on the aetiology and prevention of early childhood caries. Educating the parents to avoid saliva sharing behaviour. For eg ; sharing of spoons, cups ,cleaning a dropped pacifier or toy with mouth.
- Professional oral health care—routine dental care like removal of active dental caries by restorations their by supressing the Mutan streptococcus and minimizing the transfer of MS to the infant .Thus decreasing the infants risk of developing ECC.
- Oral Hygine ---Brushing with fluoridated tooth paste.
- Diet ---Dietary education for the parents to reduce the intake of cariogenic foods and beverages which causes demineralization of sound tooth structure.
- Xylitol chewing gums—evidence suggests that the use of xylitol chewing gum at least 2-3 times a day by the mother has significant impact on mother child transmission of MS and decreasing the child's risk.

PUBLICATION

S.L.NO	CONFERENCES/CDE/WORKSHOP/GUEST LECTURE ATTENDED	FACULTY MEMBER
1	INTERNATIONAL JOURNAL OF CLINICAL PEDIATRIC ADENTISTRY – Clinical evaluation of preventive effect of fissure sealants on the initial carious lesion of permanent mandibular molars pretreated with and without fluoride varnish by fluorscence camera	DR LAKSHMI M S
2	“JOURNAL OF INTERNATIONAL ORAL HEALTH”- Occlusal Splint Therapy In TMJ Disorders – An Update Review	DR LAKSHMI M S
3	JOURNAL OF EVOLUTIONARY MEDICAL AND DENTAL SCIENCES - Lasers In Pediatric Dentistry	DR LAKSHMI M S
4	JOURNAL OF EVOLUTIONARY MEDICAL AND DENTAL SCIENCES - Nam (Presurgical Nasoalveolar Moulding Technique)---A Review.	DR LAKSHMI M S

DEPARTMENTAL ACTIVITIES

Department of Dentistry conducted a Webinar on “Oral Health of Little Smiles, Lets Work Together” on 8/07/2020 and the speaker was Dr. Girish Babu.K.L, Professor and Head of Department, Dentistry, Hassan Institute of Medical Sciences.



इपइरपुत्तहवानी

NEWS LETTER



॥ जेो इने ह्यपुवेदर ॥

Adichunchanagiri University

Adichunchanagiri Institute of Medical Sciences

B.G.Nagara, Nagamangala, Mandya



Chief Patron
Sri Sri Sri Dr. Nirmalanandanatha
Mahaswamiji

Patron
Dr.S.Chandrashekar Shetty
Prof. K Byrappa
Dr. C.K. Subbaraya

Advisors
DR.M.G.SHIVARAMU
DR.B. G SAGAR

Head of Department
DR.M.SHIVAKUMAR

Registrar
DR. VENUGOPAL K J

Editor in Chief
DR VENUGOPAL K J

Editorial Board
DR AVADHANI GEETA K
DR (COL) M.R.SHANKER
DR HANUMANTHAIH.C.S
DR SATHISH KUMAR.M.B
DR GOPINATH.M.N
DR. NAVEEN.N
DR PURUSHOTHAM.T.S
DR NIJGAL MUTT.B
DR VIKRAM.H.N
DR NAGESH
DR KISHORE N KUNIGAL
DR GANESH G.V
DR SACHIN K
DR SACHIN M.B
DR VENUGOPAL K.J
DR AKSHATHA.H.S
DR YAMUNA V.S
DR SUHAS N GOWDA
DR RAJESH K N


Post Graduates
DR.APOORVA R.A
DR.ARSHAD ALI KHAN
DR.PVENKATASIVA KRISHNA
DR.HANUMANTHA BASAPPA VAGGARA
DR PALLAVI H.R
DR SUMAIYA F
DR RAKSHITHA JANARDAN
DR VEENA GHANTEPPAGOL
DR SHANTALA
DR. SELVARANI
DR M ABHIGHNA
DR RAGHUNANDAN. MK
DR MANJUNATH AP
DR AJAY N
DR C N MANOJ
DR VISHNU VENUGOPAL

Department of Surgery

From The HOD's desk

Namaskara,

To all my colleagues and students



With the divine blessings of Paramapoojya Jagadguru Padmabhooshan Sri Sri Sri Dr. Balagangadharanatha Mahaswamiji, his Holiness Paramapoojya Jagadguru Sri Sri Sri Dr. Nirmalanandanatha Swamiji, Principal Dr.M.G.Shivaramu and Medical Superintendent Dr. B.G Sagar, I am happy to share our departmental activities through this news letter "Sushruthavani 2020" I also thank them profusely for their constant support encouragement & inspiration for conducting departmental activities more efficiently.

We are team of 4 Professors, 1 Associate Professor, 9 Assistant Professors & 16 Post Graduates Students. I thank everyone in the department for the contribution and valuable support and also I appreciate their effort in the fight against covid-19

Stay Strong, Stay Healthy, Stay Positive, Stay Happy

May god bless us all

Dr. M. Shivakumar,
Professor and Head

DEPARTMENTAL ACTIVITIES

DEPARTMENT OF SURGERY
Topic: Deep vein thrombosis-etiology and Management

WEBINAR SERIES
 Date: 22.12.2020
 Time: 11:00 a.m. to 12:30 p.m.



Resource Person :

DR. RAVIKUMAR. B. L.
 MBBS, MS, FELLOWSHIP IN VASCULAR AND ENDOVASCULAR SURGERY
 ENDOVASCULAR TRAINING MMC NASHVILLE USA
 Professor and HOD
 Department of Vascular surgery
 Kempegowda Institute of Medical Sciences and Research Centre
 Director at Vein Clinic, Rajajinagar, Bengaluru
 General Secretary of Vascular Surgeon Society of Karnataka

Session was attended by 95 which included faculty of general surgery, postgraduate and undergraduate students. There was extensive discussion on Deep Vein Thrombosis. Followed by questions and answer discussion by the audience. The session was very helpful.

WEBINAR SERIES
 Date: 14.12.2020
 Time: 01.30 pm to 03.30 pm
 Venue: MEU HALL, AIMS

Department of General Surgery
 in Association with
Department of Pediatric Surgery

Resource Persons:

Neonatal Abdominal Emergencies and Interesting Pediatric Surgical Gastro Cases
Dr. Nijagal Mutt J B,
 MBBS., MS., MCh (Pediatric Surgery) CMC Vellore,
 PDF (Pediatric Surgical Gastroenterology) SGPGI, Lucknow
 Consultant Pediatric Surgeon, AH & RC B.G.Nagara, Mandya

Approach to a child with cholestasis
Dr. Aathira Ravindranath,
 MBBS., MD (Pediatrics) AIIMS New Delhi,
 DM(Pediatric Gastroenterology) SGPGI, Lucknow, PDCC
 Consultant Pediatric Gastroenterologist
 Apollo Hospital, Mysuru

Liver Transplant in children perspective
Dr. Vinay Chandrashekar,
 MBBS., Ms., MCh (Pediatric Surgery), CMC Vellore
 Senior Consultant, Department of Pediatric Surgery and
 Solid Organ Transplantation Narayana Health, Bengaluru

webinar on Various topics on Neonatal surgery and transplantation. The session was attended by 140 members. It had 3 sessions.

1st session-Neonatal abdominal emergencies and interesting pediatric surgical gastro cases by Dr. Nijagal Mutt J B

2nd session- Approach to a child with cholestasis by Dr. Aathira Ravindranath

3rd session- Liver transplant in children by Dr. Vinay Chandrashekar

Followed by Q&A session.

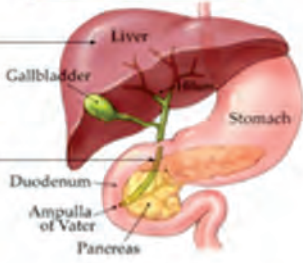
DEPARTMENT OF SURGERY
Topic: Obstructive jaundice and case discussion.

TYPES

A **PREHEPATIC** → **HAEMOLYSIS**


HEPATIC

POSTHEPATIC
OBSTRUCTIVE OR SURGICAL



DEPARTMENT OF SURGERY
Topic: Obstructive jaundice and case discussion.

Resource Person :



Dr. G. Siddesh, MBBS, MSc, FAIS
 Consultant surgeon and endoscopist
 Medical director of SIGMA Hospital Mysore
 Former Professor of Surgery & HOD,
 JSS Medical College & Hospital, Mysore
 Specialist in Gastrointestinal & Laparoscopic Surgery

Date : 03.07.2020

The webinar had 3 sessions.

1st session- Introduction, clinical approach and management of Obstructive jaundice

2nd session- VIDEO SESSION included about ERCP, EUS

3rd session- CASE DISCUSSION included active interaction with postgraduates of department of general surgery

Followed by Q&A session by other audience

DEPARTMENT OF GENERAL SURGERY
Topic : Surgical Techniques in Hernia

Resource Person :



Dr. Ramesh Makam
 Consultant and HOD
 Department of GI,
 Minimal Invasive & Bariatric Surgery
 Fortis Hospital, TODS and AV Hospital,
 Bengaluru, India

Resource Person :



Dr. Ganesh Shenoy
 Consultant minimal Access
 and Bariatric Surgery,
 Fortis Hospital, TODS and AV Hospital,
 Bengaluru, India

Date : 06.05.2020

The objective of the webinar series has been to expose 8th term, 9th term, post graduates to eminent teachers across the country and facilitate their learning during this challenging period of COVID 19.

The session was attended by 172 members which included students, postgraduates from AIMS, HIMS, MMC and faculty of general surgery department and other faculty members from Hassan Institute of Medical Sciences, Mysore Medical College.

The webinar had 4 sessions.

1st session- Introduction to hernia by Dr. Ramesh

2nd session- Anatomy and causes of hernia by Dr. Ganesh

3rd session- open hernia surgeries and TAP video demonstration by Dr. Ramesh

4th session- TEP steps and video demonstration by Dr. Ganesh

Followed by Q&A session.



Attending online webinar

INTERESTING CASES OPERATED IN DEPARTMENT OF GENERAL SURGERY

Department of General Surgery

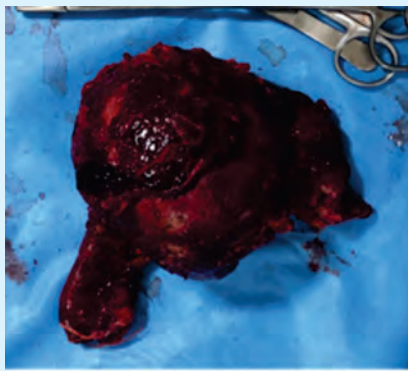
“A gist of GIST”

A 45 year old female with history of pain abdomen and mass abdomen since 15 days with no history suggestive of obstruction.

O/E: Right iliac fossa intraperitoneal mass felt ,on evaluation MRI abdomen and pelvis showed GIST in right iliac region with loss of fat planes with ileal bowel loops with moderate ascites and bulky uterus with multiple intramural fibroids,Hb= 7.8gm/dl ,After preoperative preparation and

**MRI abdomen & pelvis**

surgical fitness, patient underwent laparotomy, spherical mass of size 10×10cm arising from the terminal ileum, 10cm proximal to ileocaecal junction Which was Excised with proximal ileostomy was done. patient tolerated the procedure well. Extubated on POD3 , post-operative period was uneventful ,HPE showed GIST high grade-ileum, ileostomy care given, sutures removed on POD12, patient was started on 400mg Imatinab at the time of discharge ,awaited follow up.

**Intra-operative picture****Specimen****POST OPERATIVE PHOTO**

Department of Plastic Surgery

Breast Reconstruction with Latissimus Dorsi Myocutaneous Flap in Mastectomy Patients – Case Series

Dr Naveen N 1; Dr Purushotham T S 1; Dr Geeta K Avadhani 2

*1 Assistant Professor, Department of Plastic & Reconstructive Surgery 1 Assistant Professor,
2 Professor & Unit head, Department of General Surgery*

Case Report 1

A 35-year-old married female with 2 children came with complaints of a huge lump in the right breast since 2 months, insidious in onset and gradually progressing. FNAC showed features suggesting of fibroadenoma. Patient was taken for simple mastectomy as clinical features indicated phylloides. Subsequent breast reconstruction with pedicled latissimus dorsi (LD) flap for volume replacement was planned

With patient in supine position tumor was removed in-toto via an inframammary access with skin and nipple areolar complex (NAC) being spared. With patient being positioned in left lateral marking was done to raise the latissimus dorsi flap along with horizontally positioned skin paddle. With dissection on lateral side, the anterior border of the LD muscle was identified and muscle raised from its attachment to ribs, lumbosacral fascia and iliac bone. Skin paddle was sutured to the underlying muscle to prevent shearing. After identifying the thoracodorsal artery, a branch of the subscapular artery, supplying the muscle, tendon attachment to the humerus was cut partially to facilitate rotation of the flap to the recipient site. Thoracodorsal nerve was divided to prevent muscle spasm. Donor site was sutured, so as the subsequent scar would be concealed in the bra strap area, with a suction drain inserted. Patient was positioned back to supine and the skin paddle was de-epithelialized. Sutures were applied to fashion the new breast mound. The spared right breast skin along with NAC was wrapped and the inframammary incision was closed with buried subcuticular suturing with a second drain kept at this site. Histopathology examination reported as suspected clinically – Phylloides tumor.

Post operatively patient was mobilized on day 2, drains removed on day 4 (<20 ml over 24 hours) and discharged on day 7. No further adjuvant chemo or radio therapy was given. Patient was followed up for 2 months till date with no recurrence or any other undue consequences.



Fig 1: Post mastectomy volume deficiency (Left); Latissimus dorsi myocutaneous flap marking with horizontal skin paddle (Right)



Fig 2: LD myocutaneous flap positioned into the right breast region for volume replacement (Left); De-epithelialized Skin paddle fashioned to create new breast mound (Right)



Fig 3: Post wound closure, on table – lateral view (Left); Frontal view with contra left breast in comparison (Centre); Post operative 7th day in upright position with good breast mound, contour and ptosis being maintained (Right)

Case Report 2

A 31-year-old married female with 1 child came with complaints of a huge lump in the right breast since 4 months, insidious in onset and gradually progressing. FNAC showed features of phylloides. Patient was taken for modified radical mastectomy (MRM). Subsequent breast reconstruction with ipsilateral pedicled LD myocutaneous flap for skin and volume replacement was planned.

The above mentioned steps in excision of the tumor with additional excision of involved skin and NAC along with raising of myocutaneous LD flap was followed. Flap was brought into the right breast defect through subaxillary lateral tunnel. LD muscle was secured to underlying pectoralis major muscle with suction drain in situ. The skin paddle was sutured to the skin defect involving central, upper and medial quadrant of the right breast. The vascularity of the flap was confirmed by presence of dermal bleed on needle scratch test. Histopathology examination showed phylloides tumor.

Post operatively patient was mobilized on day 3 and discharged on day 7. The skin sutures and drains were removed after 3 weeks. No further adjuvant chemo or radio therapy was given. Patient was followed up for 3 months till date. Patient has been suggested to undergo right NAC reconstruction at a later stage once the flap and breast skin is supple.



Fig 4: Marking of the LD myocutaneous flap with horizontally positioned skin paddle (Left); Donor site closed after flap elevation (Right)



Fig 5: Defect in right breast region after MRM (Left); Flap inset of myocutaneous LD flap at the recipient site (Middle); Healthy flap on 5th day of post-operative period

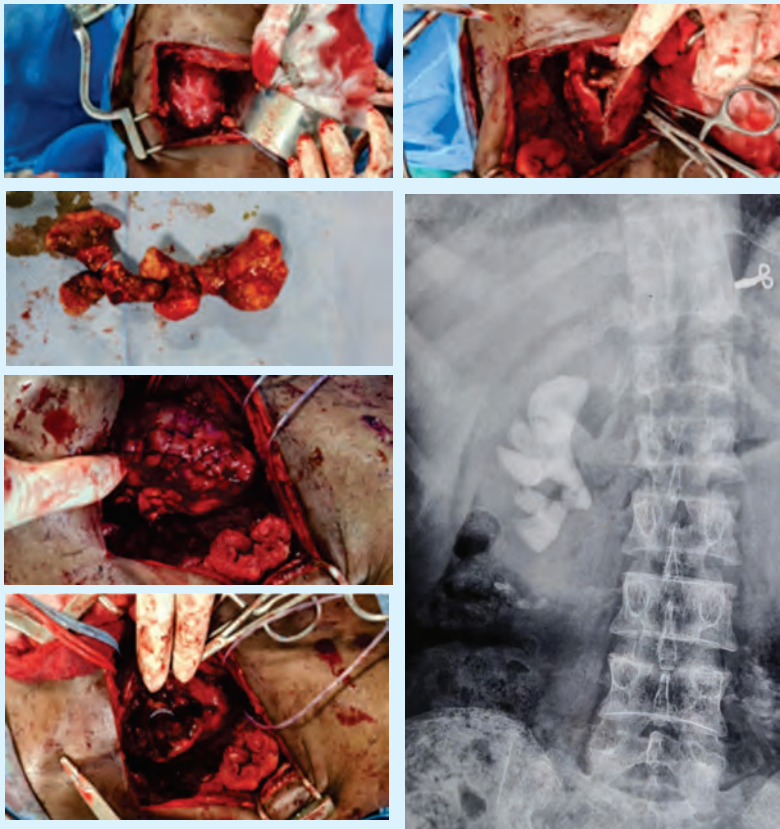
Department of Urology

Dr.vikram H N; Dr.Nagesha S; Dr.Kishore N Kunigal

Kidney stone is a crystal concretion formed usually within kidneys. The prevalence and incidence of nephrolithiasis is reported to be increasing across India. It has been associated with an increased risk of end stage renal failure. It causes financial burden to the patients .With advances in endourology open stone surgery for staghorn calculus has markedly diminished . But not all stones are cleared by endourology procedure, some are requiring open surgeries. Anatomic nephrolithotomy is performed for complex staghorn stones which cannot be cleared by reasonable number of percutaneous nephrolithotomy (PNL) attempts.

A female patient aged about 50 years admitted to AH and RC with bilateral staghorn calculi. Left side PCNL done for her previously . After which she has undergone Anatomic nephrolithotomy owing to hardness of the stone. Anatomic nephrolithotomy is a procedure in which a parenchymal incision is made in an intersegmental plane allowing removal of large renal calculi.

Technical considerations, A flank incision was made , incision deepened , Gerota's fascia incised and kidney was mobilized .Renal artery and vein were identified, dissected from surrounding connective tissue and looped. Renal artery was clamped and kidney cooled with ice to establish renal hypothermic ischemia . Nephrotomy was made through the avascular plane. The calculi were extracted in total. Anterograde stent was placed. The collecting system is reconstructed with absorbable suture. The renal capsule is closed with absorbable suture after which renal circulation is re-established. (cold ischemia time was 25 minutes)



Intraoperative pictures

"right staghorn calculus"

PUBLICATIONS

VOLUME - 9, ISSUE - 7, JULY - 2020 • PRINT ISSN No. 2277 - 8160 • DOI : 10.36106/gjrs

Original Research Paper **General Surgery**

CAROTID BODY TUMOR - A RARE CASE REPORT

Dr Venu Gopal K J MBBS, MS, DNB(GENERAL SURGERY) , FMAS, FIAGES, Assistant Professor, Dept of General Surgery, Adichunchanagiri Institute of Medical Sciences.

VOLUME - 9, ISSUE - 6, JUNE 2020 • PRINT ISSN No. 2277 - 8160 • DOI : 10.36106/gjrs

Original Research Paper **General Surgery**

PRIMARY ANORECTAL MELANOMA – A RARE CASE REPORT

Dr. Venugopal K J MBBS, MS Assistant professor, Dept of General Surgery, Adichunchanagiri institute of medical sciences.

ORIGINAL RESEARCH PAPER Volume - 9 | Issue - 7 | July - 2020 | PRINT ISSN No. 2277 - 8179 | DOI : 10.36106/ijr

INTERNATIONAL JOURNAL OF SCIENTIFIC RESEARCH

IMPORTANCE OF MODIFIED ALVARADO SCORING SYSTEM IN PRE-OPERATIVE DIAGNOSIS OF ACUTE APPENDICITIS

General Surgery

Dr. G V Ganesh	Assistant Prof, Department of general surgery, Adichunchanagiri Institute of Medical Sciences, B G Nagara, Mandya (D)
Dr. B N Shivananda*	Assistant Prof, Department of general surgery, Adichunchanagiri Institute of Medical Sciences, B G Nagara, Mandya (D). *Corresponding Author
Dr. Hanumantha Basappa Vaggara	Resident, Department of general surgery, Adichunchanagiri Institute of Medical Sciences, B G Nagara, Mandya (D).

HEARTLY CONGRATULATIONS



Dr. Dhruva G Prakash,

MCh Urology, M S Ramaiah institute of medical sciences, bengaluru



Dr. Shivananda
MCh Urology,
Kilpauk Medical College,
Chennai.



Dr. Chandramouli N,
Fellowship Oncosurgery, JNMC,
Belagavi



Dr. Hanumantha Basappa Vaggara(3rd year PG), For securing 3rd prize for Best Free Paper award in ASICON-2020. Moderator: Dr. Shivakumar M(Prof. and HOD), Dr. Chandramouli N (Asst. Prof.), Dr. Sachin M B(Asst. Prof.).

Farewell



Dr. Karunakar



Dr. Sandhya Kumari D



Dr. Lokesh

Department is happy to welcome our staffs ad PGs



Dr. Rajesh K N
Department of General Surgery



Dr. Kishore N Kunigal
Department of Urology



Dr. Ajay N



Dr. Abhighna



Dr Raghunandhan.MK



Dr Manoj



Dr Manjunath



Dr Vishnu Venugopal



OFFICIAL NEWSLETTER FROM THE Department of ORTHOPAEDICS



Chief Patron:

Sri Sri Sri Dr. Nirmalanandanatha
Mahaswamiji

Advisor:

Dr. M G Shivaramu.,
Principal, A.I.M.S.
Dean, Faculty of Health Sciences
(Medical), ACU.

Dr B G SAGAR

Professor & HOD of Orthopaedics
Medical Superintendent AH&RC

Chief Editor

DR VISHWANATH C

Editorial Board

DR ABDULRAVOOF
DR C.D DEEPAK
DR MAHESH DV
DR SATHEESH GS
DR. HARISH . K
DR BELLAD S H
DR POOJA SHREE
DR DINTO DAVIS
DR ASHOKARAKSHITH
DR. AVINASH GORKAL

Members

DR. VEERESH M WALI
DR.PRASHANTH KARADIGUDDA
DR.KAMPAVINASH
DR.MOHAMMAD ANSARUDDIN
DR. GURU PRASAD.S
DR.A.KASYAP
DR. HARISH .S
DR.GOPALKRISHNA PATTAR
DR.NAVEEN KUMAR KATLA
DR.AMAR PATIL
DR.SHREYANSHSHUKLA
DR.SHASHANK .V.A
DR.BASIL S MATHEW
DR.ANANDA .N .M
DR. AHIS ABDUL HAKIMJI
DR. CHIRAG SHARMA
DR. SURESH .T.V
DR. P.SAI RANGA REDDY
DR. GOUTHAM .G
DR. AMARNATH DASARI
DR. NAVEEN .D
DR. SHIVA SUBRAMANYA .B.S
DR. SAHIL GUPTA
DR. GIRISH SHIV SHANKAR

|| જોઈને દુરગુણેશ ||

ADICHUNCHANAGIRI UNIVERSITY ADICHUNCHANAGIRI INSTITUTE OF MEDICAL SCIENCES

B.G.Nagara, Nagamangala, Mandya - 571448

“ORTHO SCOPY”

Editorial

Seeking the blessings of Paramapoojya Jagadguru Padmashree Dr. Balagangadharanatha Mahaswamiji and Parama Poojya Jagadguru Dr. Nirmalanandanatha Mahaswamiji, I am happy to bring out the news letter of Orthopaedics department December - 2020 edition.

Salutes to all corona warriors of AH&RC for their yeoman services during the Pandemonium of the pandemic. The staff & PGs' of the Department have done their might without batting an eye by treating the injured.

A new era dawned on the horizon of AH&RC with Arthroscopic repair of knee ligaments, total Hip revision Surgery, THR also done.

Online classes and Internal examinations were highlights of academics.

Icing on the cake was Webinar by Dr Chethan Nagaraj on Arthritis attended by more than 130 UG & PG students from other medical colleges as well.

We cordially welcome new staff members Dr Ashoka Rakshith and Dr Avinash Gorkal and 2020 batch Post graduates to the department of orthopaedics.

Congratulations to outgoing Post Graduates on the success in examinations. Our sincere thanks to Dr M.G.Shivaramu, Principal, AIMS for his constant support, to our continued efforts to offer the best of orthopedic services to the remotest of the rural population.

Seeking the blessings of Parama Poojya Swamiji in all our future endeavors,



Dr. B.G.Sagar

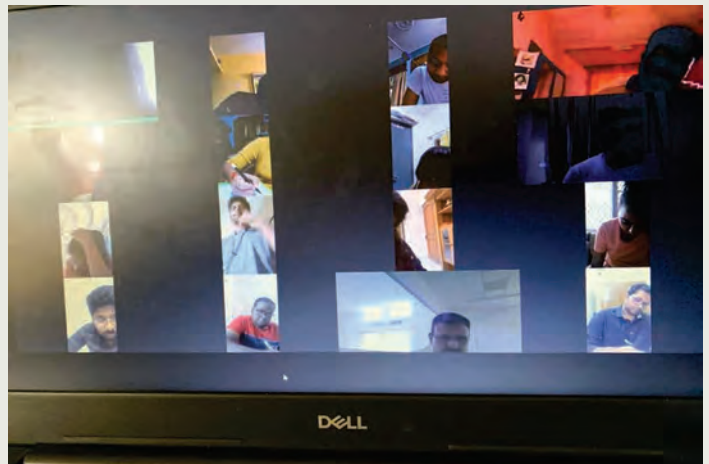
Prof & HOD

Department of Orthopaedics

ONLINE CLASSES FOR UNDERGRADUATE STUDENTS

Due to the current pandemic situation of COVID 19, Department of ORTHOPEDICS has been conducting online classes through the PowerPoint presentations on the topics according to the schedule with voice narration, to 7th, 8th and 9th term students. Attendance was made compulsory. There was a good response and feedback to the classes. INTERNAL assessment was conducted in the same manner under strict online supervision. Along with this, online clinical classes were also conducted according to schedule in similar fashion, especially for 7th and 9th term students.

From first week of December, clinical postings have been started for 9th term students. They were divided into 5 batches, and each batch was divided accordingly, in 2 hours duration, 9 am to 11 am, for 15 days with strict COVID 19 guidelines. Attendance was made compulsory. END posting assessment was conducted under strict COVID 19 guidelines.



2) WEBINAR ON ARTHRITIS IN MIDDLE AGE INDIVIDUALS

A webinar on "Approach to Arthritis In middle Age Individuals and recent advances" was organized by the department of Orthopaedics, AIMS on October 12th 2020, on the occasion of world arthritis day.

Dr. Chethan Nagaraj, Consultant Orthopaedic Surgeon, MS (Ortho), DNB, MNAMS (Fellowship In knee & Shoulder Surgery), working at Sagar Hospital, Bangalore, was the resource person.


This webinar session was organized to benefit our students, post graduates and faculty to have a clear idea on how to "Approach to Arthritis in middle Age Individuals and recent advances".

Arthritis is common problem. Now a days, it is even seen in middle aged people due to sedentary work pattern. Hence this topic assumes greater importance in the young patients.

110 students from 9 term students, all Orthopedics post graduates as well as Orthopedics faculty attended the session. The session was interactive very fruitful and well appreciated by the participants.


(Dr. S. S. Gundev)
ADICHUNCHANAGIRI UNIVERSITY

Adichunchanagiri Institute of Medical Sciences
B.G. Nagar - 571448, Nagamangala Taluk, Mandya Dist. Karnataka




WEBINAR SERIES

Date: 12th October, 2020
Time: 9.30 am to 10.30 am




DEPARTMENT OF ORTHOPAEDICS



"APPROACH TO ARTHRITIS IN MIDDLE AGED INDIVIDUALS AND RECENT ADVANCES"

Resource Person :




Dr. Chethan Nagaraj
MS Orth (Madras), DNB, MNAMS
Fellowship in Knee & Shoulder Surgery (Aus. NZ, Japan)




REC LIVE

Treatment Options



- Braces
 - Soft knee sleeve may decrease pain with warmth and compression
 - Unloader braces may take pressure off of a single portion of your knee



N.T. Kulkarni
Nitin kumar
89
16M5936


C.P. SAHANA AIMS
C.P. Sahana
26
16M4977

RAJATH G.


96 others

REC LIVE

TOTAL KNEE REPLACEMENT



- Remove the worn out cartilage and fix the artificial knee consisting of femoral part, tibial part and patellar part with cementation.
- Bearing surface is metal on polyethylene



Dr. Chethan Nagaraj

RAJATH G.

96 others

REC LIVE

Arthritis Treatment Options



- Oral medications
 - Paracetamol
 - Tramadol
 - Etodolac
 - Naproxen
 - Etoricoxib



Dr. Chethan Nagaraj

RAJATH G.

97 others





DETAILS OF THE PROGRAMME

DATE: 12/10/2020

TIME: 09:30AM TO 10:30AM

WELCOME NOTE: DR ABDUL RAVOOF

INTRODUCTION OF SPEAKER: DR MAHESH.D .V

SPEAKER: DR CHETHAN NAGARAJU

VOTE OF THANKS: DR SATHEESH G S

DEVELOPMENTS AND ACHIEVEMENTS IN DEPARTMENT OF ORTHOPEDICS

1. ADDITION OF NEW STAFF MEMBERS

WE, WHOLEHEARTEDLY WELCOME, NEW STAFF MEMBERS TO OUR DEPARTMENT



DR ASHOKA RAKSHITH
MBBS, MS (ORTHO)
SENIOR RESIDENT



DR AVINASH GORKAL
MBBS, MS (ORTHO)
SENIOR RESIDENT

2. ADDITION OF NEW POSTGRADUATES (BATCH 2020) TO OUR DEPARTMENT

WE, WELCOME OUR NEW POSTGRADUATES OF BATCH 2020 TO OUR DEPARTMENT, OF WHICH ALL NINE ARE MS (ORTHO) POSTGRADUATES.

- | | |
|--------------------|-------------------|
| 1) DR. SURESH T.V | 6) DR. AMARNATH D |
| 2) DR. CHIRAG S | 7) DR. SAHIL G |
| 3) DR. RANGA REDDY | 8) DR. SHIVA B.S |
| 4) DR. GOUTHAM G | 9) DR. GIRISH |
| 5) DR. NAVEEN D | |

3. ACADEMICS

- On the month of June 2020, six Postgraduates, Appeared for final year Postgraduate Examination, out of which five Postgraduates, who were MS(Ortho) Candidates, appeared In exam, conducted Under RGUHS, cleared the Exam.
- On the other hand, Dr.Sreekumar Mohan who appeared for D'ortho examination under Adichunchanagiri University(ACU), cleared the exam and is the first exam candidate, to appear examination conducted under ACU ,from our Department.
- Thus, we Have Achieved 100% Pass Results In our Department, and we Congratulate them for their achievement on this occasion.

4. CONGRATULATIONS



DR POOJASHREE R,
MBBS,DNB(ORTHO)
SENIOR RESIDENT

PROMOTED
AS ASSISTANT PROFESSOR.

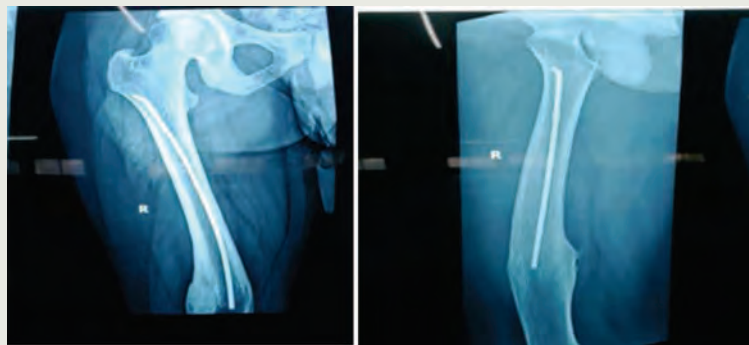


DR DINTO DAVIS
MBBS,MS (ORTHO)
SENIOR RESIDENT
APPEARED FOR DNB
(ORTHO) EXAMINATION 2020,
CONDUCTED BY
N.B.E, CLEARED THE EXAM.

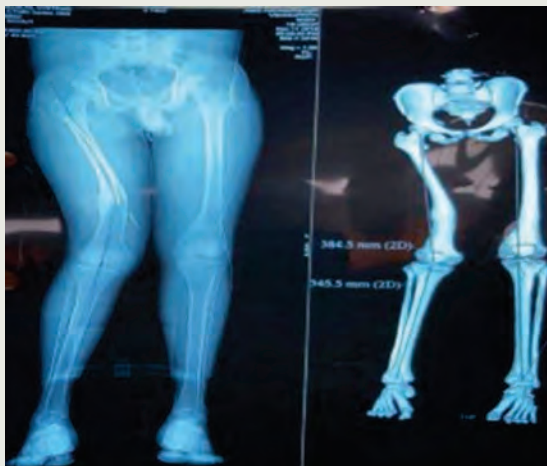
INTERESTING CASES

A) DEFORMITY CORRECTION-CORRECTIVE OSTEOTOMY WITH DISTAL FEMUR LCP WITH BONE GRAFTING (Dr.Satheesh G.S, Dr.Dinto Davis under the guidance of Dr.B.G.Sagar).

A 20 years old male patient has come with history of deformity of right lower limb(thigh)since 4 years. patient gives history of road traffic accident 5 years back, following which he sustained injury to both lower limbs(femur fracture bilateral) ,managed by closed reduction internal fixation with titanium elastic nailing system(TENS) for femur, in BANGALORE. They advised him complete bed rest with non weight bearing of both limbs,for 3-4 months. But patient started weight bearing on both limbs and he slowly noticed deformity of right lower limb while walking, which was gradual and progressive in nature. After 2 years ,from surgery, he underwent removal of TENS PROCEDURE for left femur, retaining the TENS implant in right femur. He was advised to do CT scan gram of bilateral lower limb ,which revealed valgus deformity of right femur. One year back, he came to our OPD department for follow up, but when blood tests were done ,he came to know that he was (Hepatitis c virus)HCV positive .So he was advised to consult physician .He took treatment for HCV .After that, he was admitted ,blood investigations done including RTPCR covid 19,and underwent deformity corrective osteotomy with distal femur-LCP WITH BONE GRAFTING of right femur. He is currently coming to Orthopedics OPD ,for follow-up regularly.



PRE OP XRAY

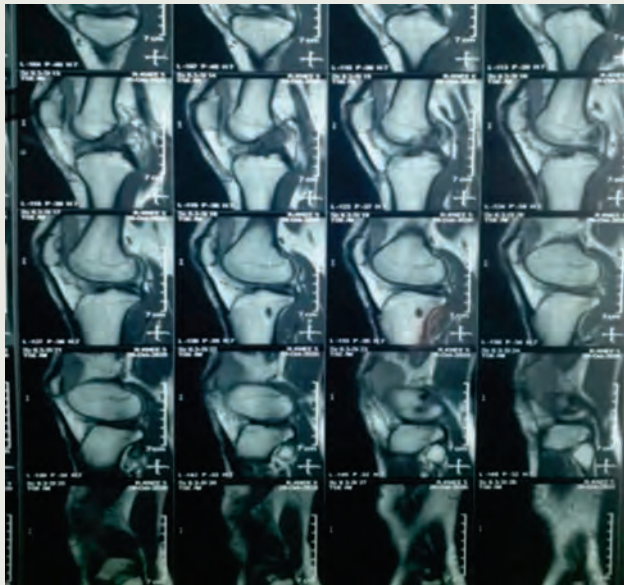


CT SCANOGRAM



POST OP XRAY

B. ANTERIOR CRUCIATE LIGAMENT(ACL) RECONSTRUCTION AND BANKART'S ARTHROSCOPIC REPAIR.



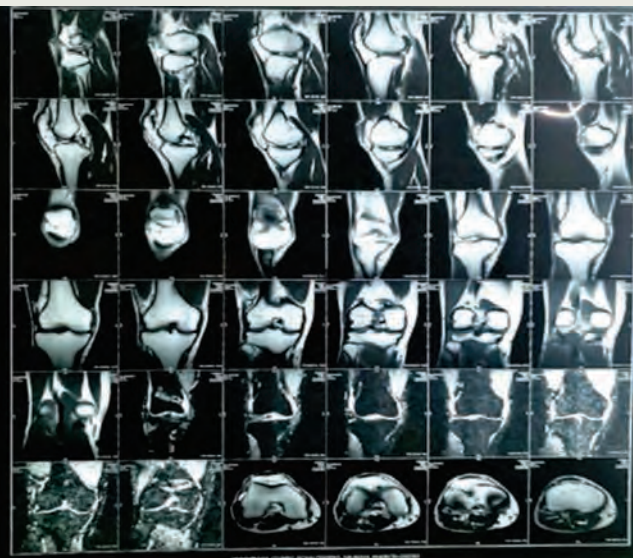
MRI SCAN

complete ACL tear. So patient decided to get operated, so got admitted with blood investigations including RTPCR covid test and underwent ACL reconstruction using semitendinosus graft . Currently, patient is doing well with near normal range of movements of right knee joint and is regularly visiting us for follow-up.

Arthroscopic Surgeries were performed by Dr. Harish .K, Dr.Bellad S.H, and Dr.Vishwanath .C in Ortho 'B' Unit under the Guidance Dr.AbdulRavoof, Dr.VinayKumarswamy between July 2020 to December 2020. Three cases of ACL Reconstruction for ACL tear and one case of Bankart's Repair for Recurrent dislocation of shoulder with Bankart's lesion were operated.

CASE 1. A 27 years old male patient has come with history of pain in the right knee joint after he sustained twisted injury of his right knee while he was playing. He was advised for analgesics and rest but did not subside. After 1 week, he had severe pain associated with swelling. He was advised to get MRI of right knee joint done, which revealed

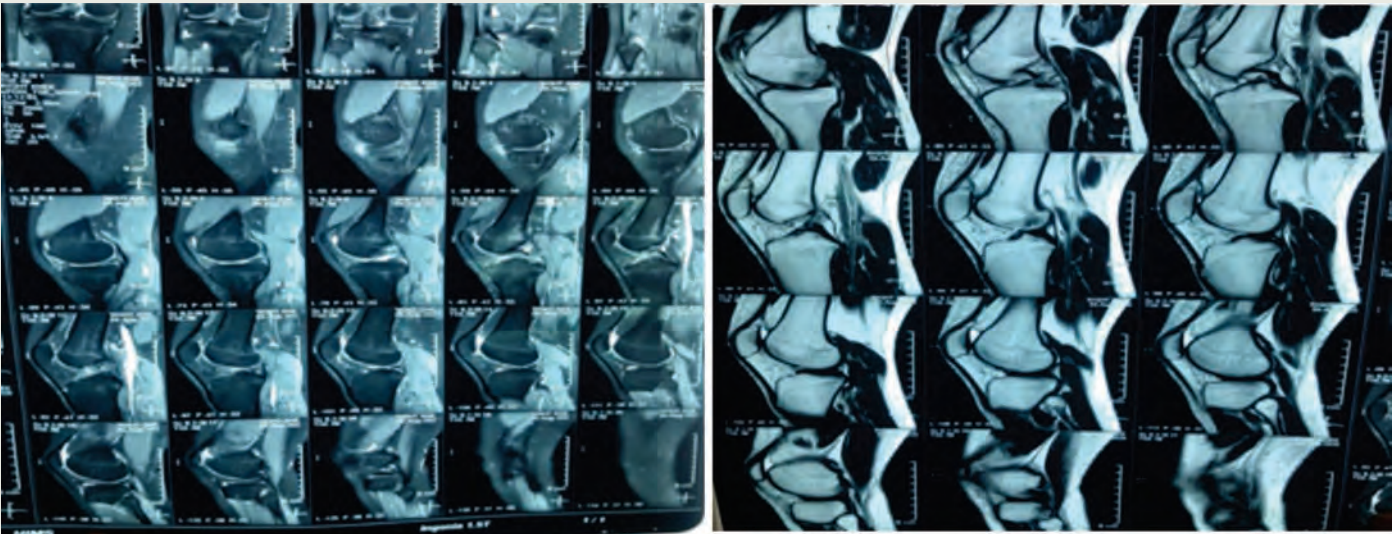
CASE 2 : A 28 years old male patient has come with history of pain and swelling in the right knee joint after he sustained injury of his right knee, two weeks back while he was riding bike and bike skid , thus he fall down from bike . He was advised for x-ray of right knee joint and x-ray showed no radiological abnormality and prescribed him analgesics . After 1 week, he had complaints of instability of his right knee joint while walking. On examination of knee joint, tests for ACL showed positive when compared to another side of knee joint. So, he was advised to get MRI of right knee joint done, which revealed complete ACL tear. So patient decided to get operated, so got admitted with blood investigations including RTPC covid test and underwent ACL reconstruction using



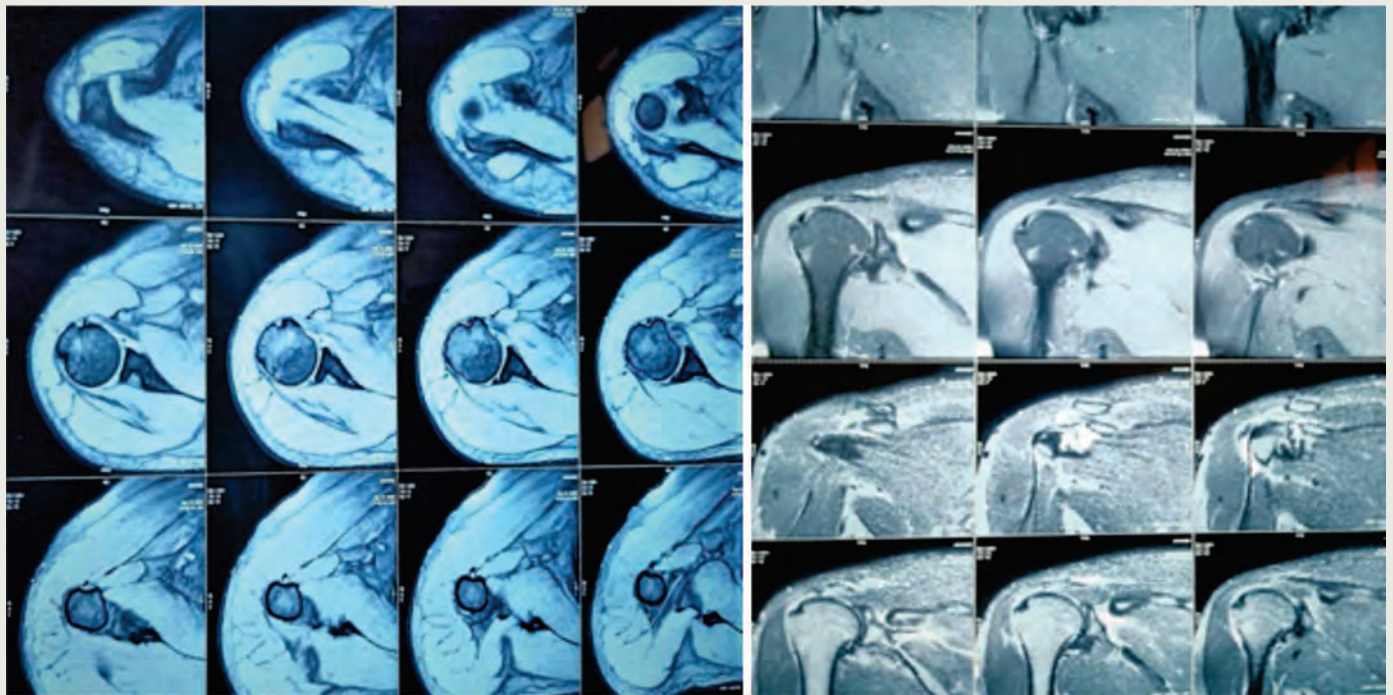
MRI SCAN

semitendinosus graft. Currently, patient is doing well with near normal range of movements of right knee joint and is regularly visiting us for follow-up

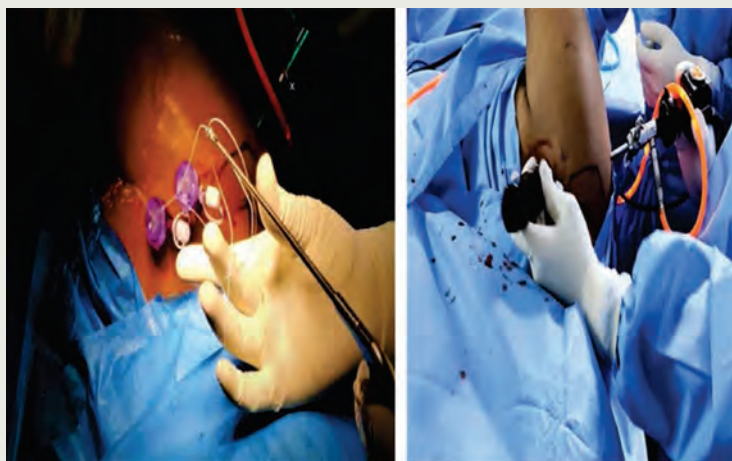
CASE 3.



CASE 4- Bankart's Repair



MRI SCAN



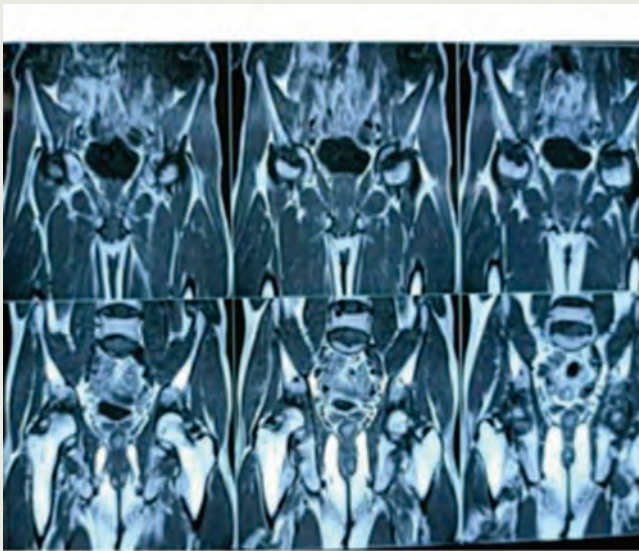
C).TOTAL HIP REPLACEMENT(THR)

CASE 1. (Dr.Deepak C.D, Dr.Mahesh D.V, Dr.Poojashree R)

A 29 years old male patient, came to opd with complaints of pain over left hip since 3 months and pain over right hip since 2 months, which was gradual on onset and progressive in nature. He also gives history of pain and stiffness of bilateral elbow joint, which he took analgesics and subsided, he also has deformity of bilateral elbow joint and left knee joint(features suggestive of polyarthralgia). He also gives history of stiffness and limping of left lower limb since 2 months i.e after pain started 1 month ago, to limping and stiffness. He also gives history of morning stiffness. X-ray was done and showed arthritic changes, and MRI scan was done, and revealed avascular necrosis of right hip joint. So, he was admitted, blood investigations done including RTPCR covid test, and underwent total hip replacement of right hip joint. He is doing well and currently coming to OPD for follow-up regularly.



PRE OP X-RAY



MRI SCAN



POSTOP X-RAY

CASE 2. (Dr.Satheesh G.S, Dr.Dinto Davis under the guidance of Dr.B.G.Sagar).

A 41 year old male patient had a history of fall from tractor, 1 year and 8 months back sustaining injury to left hip. He went to a osteopath , after the fall, and advised analgesics and bed rest for around 6 months. The pain did not subside completely. So, he came to us and advised for x-ray. We advised the patient to do MRI b/l hip with pelvis for further evaluation as there was abnormality detected in x-ray. On MRI, the scan showed features suggestive of avascular necrosis of left hip joint. So patient got admitted on our advise and preliminary blood investigations including RTPCR .Patient showed hepatitis C POSITIVE. So he got treatment for it and undergone excision arthroplasty (girdle stone) with bone cement with proximal femur debridement of left hip joint (8months back). He was advised for THR after 6months to 1 year and advised him for complete bed rest.3 months back , he came again, with complaints of pain and difficulty in walking, which aggravated on walking and relieved on rest. So he got admitted,did blood investigations and underwent total hip replacement with safe precautionary measures.(d/o HCV +).He is currently doing well and coming to OPD for follow-up.



PRE OP XRAY



POST OP XRAY

POST GRADUATE TEACHING PROGRAMME:

Due to covid-19 pandemic situation, classes were conducted twice a week with appropriate social distancing norms. Classes included seminar presentations, case presentations and journal clubs.

Sessions were very informative as well as helpful for post graduate students. U



HOSPITAL STATISTICS(ORTHO DEPARTMENT ONLY) DURING COVID 19 PHASE

1. OUTPATIENT(OP)BASIS

During COVID 19 phase, OP ORTHO DEPARTMENT has followed according to strict covid 19 guidelines.

Patients were asked to wear mask strictly, and proper queue was maintained, and doctors used to examine the patient with proper safe precautionary measures.

On the statistical analysis of op in Ortho department, during July 2020 to December2020, the statistics shows:

New					Revisit					Total
Male	Male child	Female	Female child	Total	Male	Male child	Female	Female child	Total	
6782	160	5478	80	12500	1890	19	1868	18	3795	16295

2. INPATIENT (IP) BASIS

Patients get admitted only if there is dire emergency need and long bone fractures. Before admission, covid 19 test was made mandatory. Once COVID test is negative, patient was shifted to ward with strict covid 19 precautionary guidelines,

On the statistical analysis of IP (Ortho),duringJuly 2020 to Dec. 2020,the statistics showed

New					Revisit				
Male	Male child	Female	Female child	Total	Male	Male child	Female	Female child	Total
179	9	101	06	295	57	3	12	3	75

3.SURGERIES DURING COVID PHASE

After covid test is negative and all blood and necessary investigations done, for surgery, case accepted by Anaesthetist, surgery performed under strict covid guidelines .

On the statistical analysis of orthopedic surgeries during July 2020 to Dec. 2020, the statistics showed:

Month	No.of surgery
July	12
August	37
September	44
October	46
November	48
December	70
Total	257

4. SURGERIES DONE PRIOR TO COVID REPORT

There were instances, where surgery was performed prior to non -availability of covid report. Eight such cases were done in that way. They were operated with strict covid guidelines. All staff in OT were advised to don on PPE KITS and perform surgeries. All patients ,after OT were shifted to post op ward(covid post op ward), were given treatment for post surgery as well as covid 19 treatment , and currently all patients are covid negative patients after covid 19 treatment, and so got discharged and coming to opd for regular followup.



Adichunchanagiri University



ADICHUNCHANAGIRI INSTITUTE OF MEDICAL SCIENCE

Department of Radio-Diagnosis



**Jagadguru Sri Sri Sri
padmabhushana Dr.
Balagangadharanatha
Mahaswamiji**



**Patron
Jagadguru Sri Sri Sri
Nirmalanandanatha
Mahaswamiji**



**Institutional Advisor
Dr. M.G Shivaramu
Principal, AIMS**

With blessings of Paramapoojya Jagadguru
Sri Sri Sri padmabhushana Dr. Balagangadharanatha Mahaswamiji and His Holiness
Jagadguru Sri Sri Sri Dr. Nirmalanandanatha Mahaswamiji under the guidance of our
principal Dr. Shivaramu.M.G .

We take immense pride to present the news letter of department of Radio-
Diagnosis for a period of 6 months from
July 2020- December 2020.

During these unprecedented times of COVID-19 pandemic, our department has
provided necessary diagnostic services to the patients with all the necessary
precautions and protective measures. The department has performed over 200 CT
scans, 850 X-Rays for COVID patients and thus fulfilled the necessary diagnostic
support for the AH&RC COVID-19 team.

With the constant support from the staff, teaching
programmes for post graduates and online classes for undergraduates were
conducted for the academic development of the students.

Our post graduates presented virtual posters of interesting cases at many
conferences. Our staff published articles in numerous national journals.

Our department celebrated National mammography day on the 16th of October
2020, as a part of national breast cancer awareness month. We celebrated
International Day Of Radiology on 9th of November 2020 and a webinar was
conducted on 'Imaging in COVID-19' by Dr. Sanjay P Yadav, Assistant Professor, Dept
of Radio-Diagnosis, Mysore Medical College.



POST GRADUATES

Dr. Ravi Kumar R.

Dr. Vinay V. R.

Dr. Divya G. A.

Dr. Shilpa Charles

Dr. Shruti Kakaraddi

Dr. Aditya Dhoriyani

Dr. Ranjith M

Dr. Shreya K

Dr. Akshay B K

Dr. Vennela N

STAFF

Dr. Shashikumar M R

Dr. Mohan Kumar

Dr. Chiranth N.

Dr. Manu R.

Dr. Sachin K.



IMAGING MODALITIES

DIGITAL RADIOGRAM

COMPUTED RADIOGRAPHY

FLUOROSCOPY GUIDED PROCEDURES

PORTABLE X RAY

USG ABDOMEN PELVIS

USG OBSTRETICS

TIFFA WITH 3D ,4D,

USG PERINEUM

USG SMALL PARTS AND JOINTS

DOPPLER STUDIES

USG GUIDED PROCEDURES

MRI

MRI BRAIN

JOINTS

SPINE

DIFFUSION WEIGHTED IMAGING

16 SLICE CT

CT GUIDED PROCEDURES

CT ANGIOGRAPHY



EXTENDED ACTIVITY IN THE DEPARTMENT OF RADIO DIAGNOSIS NATIONAL MAMMOGRAPHY DAY

The faculty of Radio-diagnosis are happy to announce that we had conducted the national mammography day on Friday, the 16th of October 2020, as a part of national breast cancer awareness month. This day serves as a reminder to all women that the best defence is early detection.

A mammogram can often detect a problem before there is any outward physical sign. So we conducted a 3 day screening event, free of cost from Friday, 16th of October to Monday, 19th of October and circulars were dispatched to the department of general surgery, OBG, and medicine regarding the same. Out of the numerous patients screened with mammography and sonomammography, two patients were detected with BIRADS 4A breast lesions.

Awareness about early detection of breast cancer was imparted to the visiting female patients via informative pamphlets.



**EXTENDED ACTIVITY IN THE DEPARTMENT OF RADIO DIAGNOSIS
NATIONAL MAMMOGRAPHY DAY**



|| Jai Sri Gurudev ||

ADICHUNCHANAGIRI UNIVERSITY




Adichunchanagiri Institute of Medical Sciences


B.G. Nagara - 571448, Nagamangala Taluk, Mandya Dist. Karnataka



DEPARTMENT OF RADIOLOGY



National
Mammography Day



NATIONAL MAMMOGRAPHY DAY

**3 days free check up starting from
Friday, 16th October to Monday, 19th October 2020**

Time: 9.30 am to 3.30 pm

Venue : Department of Radiology, AH&RC

**HOD and Colleagues
Department of Radiology**

INTERNATIONAL DAY OF RADIOLOGY:



The Department of Radio Diagnosis is pleased to announce the celebration of International Day Of Radiology on 9 th of November 2020 , the theme for which was 'Radiologists and Radiographers Supporting Patients During COVID-19'.

In 2020, International Day Of Radiology is dedicated to all imaging professionals making an indispensable contribution to the diagnosis and treatment of COVID-19 patients during this pandemic.

The day began with an address by the Head of the department of Radio Diagnosis, Dr. ShashiKumar M R to the formal gathering. The event was attended by The Medical superintendent Dr.B.G.Sagar, Administrative officer Mrujesh, RMO Dr. Somashekar, Public Relation Officers, the teaching staff, Nursing superintendent, Biomedical engineer, Postgraduates radiographers, technicians, paramedical staff and students, interns of the hospital.

The event was inaugurated by lighting of lamp by Dr.B.G.Sagar and was followed by a brief address to the gathering by Dr. B.G.Sagar, about the discovery of x-rays and the importance of radiological imaging in the management of COVID-19 patients. Dr. Divya presented the vote of thanks to the gathering.

A webinar was conducted in the afternoon session at 02.30 PM where Dr. ShashiKumar M R welcomed the main speaker Dr. Sanjay P Yadav Assistant Professor, Dept of Radio-Diagnosis, Mysore Medical College, who is considered to one of the best teachers in the field of radiology in India. Dr. Sanjay spoke on 'imaging in COVID-19' in detail covering the various modalities used in diagnosis of SARS CoV-2. The event was moderated by Dr. B N Ravi Professor of medicine. The webinar lasted for 60 min with enthusiastic participation by the attendees. The vote of thanks was presented by Dr. Mohan Kumar associate professor, Department of Radio Diagnosis.

PUBLICATIONS

Prevalence of NAFLD and Its Association with Insulin Resistance in First Degree Relatives of Type 2 Diabetes

Thejashwini A1, Sumaiya Anjum1, Nanjaraj CP2, **Shashikumar MR2**, Shubha Jayaram3, Savitha Nageshappa4, Srikanta B.Manjegowda4, Shekar MA5*

MR CHOLANGIO-PANCREATICOGRAPHY AS A TOOL FOR EVALUATION OF PATIENTS WITH PANCREATICOBILIARY DISEASES

Ashraf S. Nadaf, Nanjaraj C.P, Rajendra Kumar N.L, **Shashi Kumar M.R** and Pradeep Kumar C.N

CT EVALUATION OF ACUTE PANCREATITIS AND ITS COMPLICATIONS USING MODIFIED CTSEVERITY INDEX

Dr. Manu R., Dr. M.R Shashi Kumar, Dr. C.P Nanjaraj and Dr. N.L Rajendra Kumar

POSTER PRESENTATION

- Our post graduate Dr. Divya G A presented an e poster on nutcracker syndrome in male and female patients at the Global radiology conclave 2020.
- She also presented a poster on persistent left superior vena cava, a rare fetal cardiac anamoly.



NUTCRACKER SYNDROME PRESENTATION IN MALE AND FEMALE

Presenting author : Dr. DIVYA G.A., Junior resident, 2nd year,
Email ID : divya.ganand@gmail.com
Co-authors : Dr. SHASHIKUMAR M.R., Professor and HOD, Dr. MANU R., Assistant professor.
Institution : DEPARTMENT OF RADIODIAGNOSIS
ADICHUNCHANAGIRI INSTITUTE OF MEDICAL SCIENCES, BELLUR, KARNATAKA

AIMS AND OBJECTIVES:

- To illustrate the spectrum of presentation of nutcracker syndrome.
- Emphasis on key imaging findings to aid the diagnosis.

CASE 1: A 15 years old male presented with scrotal swelling since a month.

SCROTAL USG: Left sided grade III varicocele and diffuse calcification in bilateral testis.

CECT was done to evaluate further.

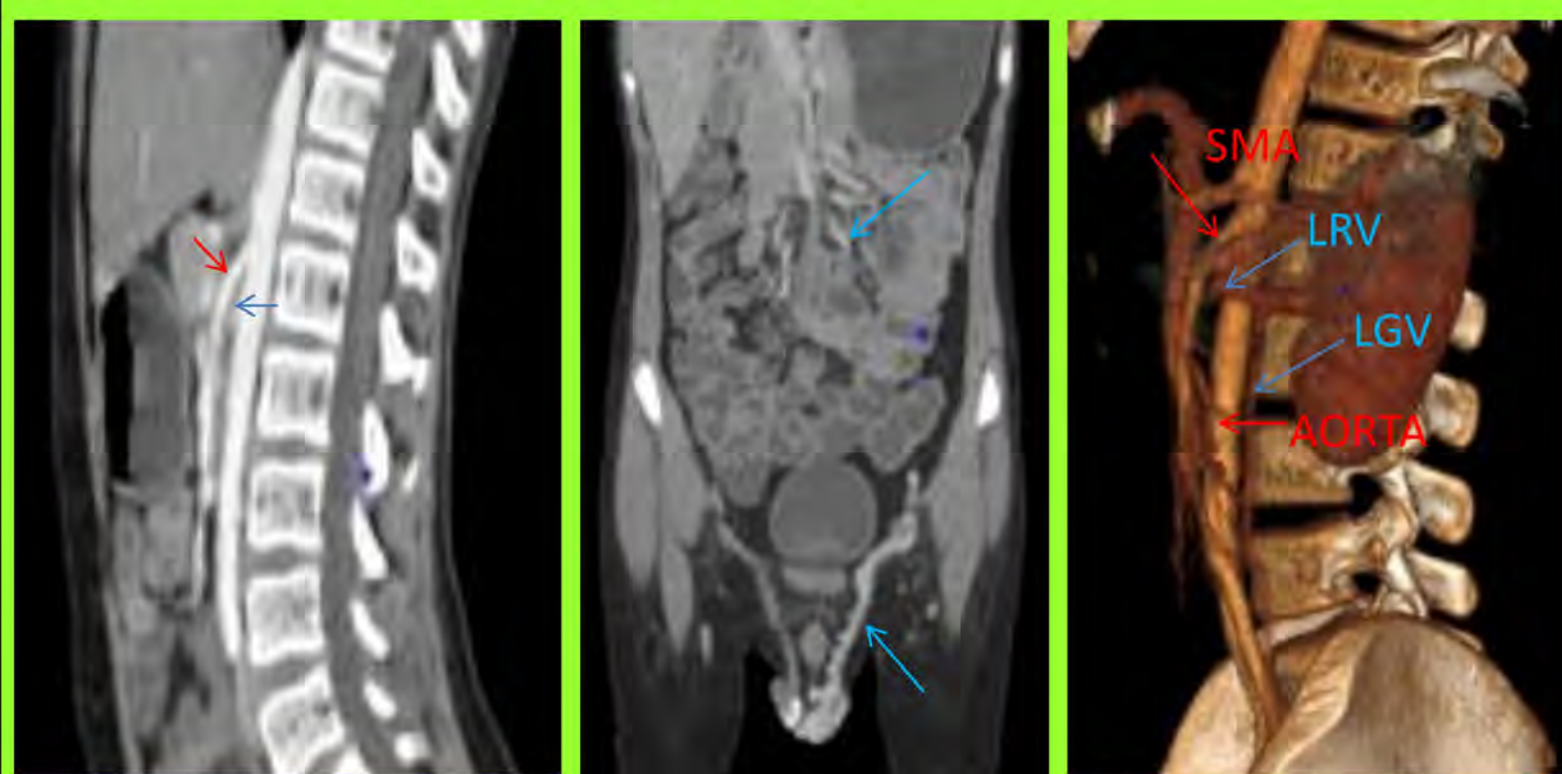
Axial image showed extrinsic compression of left renal vein resulting in mesoaortic segment narrowing and hilar segment dilatation of vein causing 'beak sign'.

Compression ratio:2.7.

Aortic-SMA distance:5mm.

Sagittal and 3D reformatted images shows reduced mesoaortic angle of 18°.

Coronal images showed preferential contrast filling and dilatation of left gonadal vein. Multiple tortuous pampiniform plexus noted along the left spermatic cord upto the base of left scrotum-**LEFT SIDED VARICOCELE SECONDARY TO ANTERIOR NUTCRACKER SYNDROME.**



MATERIALS AND METHODS:

- CECT with omnipaque, 16 slices and GE Voluson E6 radiance ultrasound machine was used.

CASE 2: A 28 year old female presented with symptoms of pelvic pain and white discharge.

USG: Bulky cervix and heterogenous lesion with significant vascularity involving segment VII of liver.

CECT was done to evaluate further.

Liver lesion was diagnosed as hemangioma.

Also, there was pelvic congestion noted.

Axial image showed extrinsic compression of left renal vein resulting in mesoaortic segment narrowing and hilar segment dilatation of vein causing 'beak sign'.

Compression ratio:2.4.

Aortic-SMA distance:5.2mm.

No renal vein thrombosis.

Sagittal image shows reduced mesoaortic angle of 28°.

Axial and coronal sections showed multiple dilated tortuous vascular channels involving bilateral parametrium and dilated bilateral ovarian veins-**PELVIC CONGESTION SYNDROME SECONDARY TO ANTERIOR NUTCRACKER SYNDROME.**



TAKE HOME POINTS: Nutcracker syndrome refers to symptomatic compression of the left renal vein between the abdominal aorta and superior mesenteric artery with potential symptoms (**Anterior nutcracker**) and of retroaortic or circumaortic renal vein between the aorta and the vertebral body(**Posterior nutcracker**), possibly caused by decrease in mesenteric and retroperitoneal fat.

- Reduced aortic-SMA angle <41 (100% sensitive, 55.6% specific)
- Aortic-SMA distance <8mm.
- Compression ratio above 2.25 is highly sensitive and specific.
- Gold standard: Retrograde venography-Pressure gradient >3 mmHg in early-stage.

Diagnostic criteria is not well established and patient's age and clinical manifestations guide the management.

REFERENCES:

- Jeffrey Kah Keng Fong, Angeline Choo Choo Poh, Andrew Gee Seng Tan and Ranu Taneja: Imaging Findings and Clinical Features of Abdominal Vascular Compression Syndromes, AJR, 2014; 203: 29-36. 10.2214/AJR.13.11598.
- Hangge PT, Gupta N, Khurana A et-al. Degree of Left Renal Vein Compression Predicts Nutcracker Syndrome. (2018) Journal of clinical medicine. doi:10.3390/jcm7050107 -PubMed.
- Alenezzy A, Obaid AD, Qattan AA, Hamad A. Superior mesenteric artery syndrome and nutcracker phenomenon. Saudi J Med Med Sci 2014; 2: 223-5.



Adichunchanagiri Institute of Medical Science

B.G. Nagara – 571448, Nagamangala Taluk, Mandya District, Karnataka